



ALL BALLS
BEARINGS & COMPONENTS *Racing*





2	<i>New Products</i>
3	<i>Offroad/MX</i>
6	<i>Utility/Sport ATVs</i>
9	<i>Harley/Buell</i>
12	<i>Apparel</i>
13	<i>Application Guide: Offroad/MX</i>
42	<i>Application Guide: ATV</i>
44	<i>Application Guide: ATV Sport</i>
59	<i>Application Guide: ATV U-Joint</i>
64	<i>Application Guide: UTV</i>
67	<i>Application Guide: UTV U-Joint</i>
69	<i>Application Guide: Harley Davidson/Buell</i>
71	<i>Application Guide: Street</i>



Malcolm Stewart
2011 Suzuki City

139 New Part Numbers For 2012



**Honda TRX 420
Swing Arm Bearing Kit**

Page 8



Honda U-Joint Yoke Assembly

Page 8



U-Joint Kit

Page 7



Countershaft Rebuild Kit

Page 5 & 7



**ATV Rear Independent
Suspension Knuckle Only Kits**

Page 7



**Can Am/Polaris/Arctic Cat
Rear Independent Suspension
& A Arm Bushings**

Page 8



Koyo

**KTM & Husqvarna
Crank Bearings**

Page 4



Royal Blue Mohawk

S, M, L, XL Part #82-1013



Black/Yellow Mohawk

S, M, L, XL Part #82-1014



Brown ATV

YM, YL, S, M, L, XL Part #82-2003



Black/Blue Whip

YM, YL, S, M, L, XL Part #82-2001



Black/Pink Ladies

S, M, L, XL Part #82-1015



Black/Blue Whip Hoody

S, M, L, XL Part #82-1016

APPLICATION


















BEARING & SEAL KITS

CHAIN ROLLERS

SUSPENSION - SEALS & BUSHING KITS

SUSPENSION - BEARING & SEAL KITS

Eng	Year	Model No	BEARING & SEAL KITS						CHAIN ROLLERS		SUSPENSION - SEALS & BUSHING KITS					SUSPENSION - BEARING & SEAL KITS			
			Front Wheel Bearing	Rear Wheel Bearing	Front Wheel Spacer Kit	Rear Wheel Spacer Kit	Crank Shaft Bearing Kit	Counter Shaft Seal Kit	Steering Bearing & Seal Kit	Lower Chain Roller	Upper Chain Roller	Rear Shock Seal Head Kit	Fork Bushing Kit	Fork Seal & Dust Seal Kit	Fork Seal Kit	Fork Dust Seal Kit	Swing Arm Bearing Kit	Swing Arm Linkage Kit	Lower Rear Shock Bearing Kit
APRILIA																			
125	2004	MX125																	
450	2006-08	RXV / SXV 450	25-1570	25-1406															
550	2006-08	RXV / SXV 550	25-1570	25-1406															
BETA																			
50	2006-08	REV 50	25-1143	25-1143															
80	2009-10	EVO 80	25-1070	25-1070															
80	2009-10	EVO JR 80	25-1143	25-1143															
80	2006-07	REV 80	25-1143	25-1143															
80	2008	REV 80	25-1070	25-1070															
125	2009-10	EVO 2T 125	25-1079	25-1079										55-137					
125	2004	REV 2T 125	25-1070	25-1070															
125	2005-08	REV 2T 125	25-1070	25-1070										55-137					
200	2009-10	EVO 2T 200	25-1079	25-1079										55-137					
200	2004	REV 2T 200	25-1070	25-1070															
200	2005-08	REV 2T 200	25-1070	25-1070										55-137					
250	2009-10	EVO 2T 250	25-1079	25-1079										55-137					
250	2009-10	EVO 4T 250	25-1079	25-1079										55-137					
250	2004	REV 2T 250	25-1070	25-1070															
250	2005-08	REV 2T 250	25-1070	25-1070										55-137					
250	2008	REV 4T 250	25-1070	25-1070										55-137					
270	2004	REV 2T 270	25-1070	25-1070															
270	2005-08	REV 2T 270	25-1070	25-1070										55-137					
290	2009-10	EVO 2T 290	25-1079	25-1079										55-137					
300	2009-10	EVO 4T 300	25-1079	25-1079										55-137					
400	2010	RR 4T 400	25-1402											56-149	55-135	57-138			
450	2010	RR 4T 450	25-1402											56-149	55-135	57-138			
520	2010	RR 4T 520	25-1402											56-149	55-135	57-138			
GAS-GAS																			
50	2004-05	EC ROOKIE 50	25-1135	25-1135															
50	2004-05	SM ROOKIE 50	25-1135	25-1135															
65	2006	MC 65	25-1425	25-1425															
125	2001-02	EC125	25-1070	25-1457					22-1047										
125	2003	EC125	25-1070	25-1458					22-1044	79-5008	79-5001				28-1116	27-1118	29-5046		
125	2004-05	EC125	25-1364	25-1458					22-1044	79-5008	79-5001				28-1116	27-1118	29-5046		
125	2006-11	EC125	25-1364	25-1458					22-1056	79-5008	79-5001				28-1116	27-1118	29-5046		
125	2009	HALLEY 2T 125 EH/SM	25-1135						22-1044	79-5008	79-5001				28-1116	27-1118	29-5046		
125	2009	HALLEY 4T 125 EH	25-1135	25-1135					22-1044	79-5008	79-5001				28-1116	27-1118	29-5046		
125	2001-02	MC125	25-1070	25-1457					22-1044	79-5008	79-5001				28-1116	27-1118	29-5046		
125	2003	MC125	25-1070	25-1458					22-1044	79-5008	79-5001				28-1116	27-1118	29-5046		
125	2004-05	MC125	25-1364	25-1458					22-1044	79-5008	79-5001				28-1116	27-1118	29-5046		
125	2006-09	MC125	25-1364	25-1458					22-1056	79-5008	79-5001				28-1116	27-1118	29-5046		
125	2002-05	PAMPERA 125	25-1135	25-1135					22-1047										
125	2003-06	SM125	25-1070	25-1458					22-1044	79-5008	79-5001				28-1116	27-1118	29-5046		
125	2007-09	SM125	25-1070	25-1458					22-1056	79-5008	79-5001				28-1116	27-1118	29-5046		
125	1998-01	TXT Trials 125	25-1417	25-1417					25-1523						28-1131	27-1154			
125	2002-03	TXT Trials 125	25-1417	25-1417					22-1047						28-1131	27-1154			
125	2004-06	TXT Trials 125	25-1417	25-1417					22-1047						28-1138	27-1154			
125	2007-10	TXT Trials 125	25-1484	25-1417					22-1047						28-1138	27-1154			
125	2011	TXT Trials 125	25-1484	25-1417					22-1047						27-1154				
200	1999-02	EC200	25-1070	25-1457					22-1044	79-5008	79-5001				28-1116	27-1118	29-5046		
200	2003	EC200	25-1070	25-1458					22-1044	79-5008	79-5001				28-1116	27-1118	29-5046		
200	2004-05	EC200	25-1364	25-1458					22-1044	79-5008	79-5001				28-1116	27-1118	29-5046		

APPLICATION			BEARING & SEAL KITS					CHAIN ROLLERS		SUSPENSION - SEALS & BUSHING KITS					SUSPENSION - BEARING & SEAL KITS					
Eng	Year	Model No																		
			Front Wheel Bearing	Rear Wheel Bearing	Front Wheel Spacer Kit	Rear Wheel Spacer Kit	Crank Shaft Bearing Kit	Counter Shaft Seal Kit	Steering Bearing & Seal Kit	Lower Chain Roller	Upper Chain Roller	Rear Shock Seal Head Kit	Fork Bushing Kit	Fork Seal & Dust Seal Kit	Fork Seal Kit	Fork Dust Seal Kit	Swing Arm Bearing Kit	Swing Arm Linkage Kit	Lower Rear Shock Bearing Kit	Upper Rear Shock Bearing Kit
GAS-GAS CONTINUED																				
200	2006 - 11	EC200	25-1364	25-1458					22-1056	79-5008	79-5001						28-1116	27-1118	29-5046	
200	1998 - 01	TXT Trials 200	25-1417	25-1417					25-1523								28-1131	27-1154		
200	2002 - 03	TXT Trials 200	25-1417	25-1417					22-1047								28-1131	27-1154		
200	2004 - 06	TXT Trials 200	25-1417	25-1417					22-1047								28-1138	27-1154		
200	2007 - 09	TXT Trials 200	25-1484	25-1417					22-1047								28-1138	27-1154		
250	1996 - 02	EC250	25-1070	25-1457					22-1044	79-5008	79-5001						28-1116	27-1118	29-5046	
250	2003	EC250	25-1070	25-1458					22-1044	79-5008	79-5001						28-1116	27-1118	29-5046	
250	2004 - 05	EC250	25-1364	25-1458					22-1044	79-5008	79-5001						28-1116	27-1118	29-5046	
250	2006 - 11	EC250	25-1364	25-1458					22-1056	79-5008	79-5001						28-1116	27-1118	29-5046	
250	2010	EC250 4T	25-1364	25-1458					22-1056	79-5008	79-5001		56-149	55-135	57-138		28-1116	27-1118	29-5046	
250	1999 - 02	MC250	25-1070	25-1457					22-1044	79-5008	79-5001						28-1116	27-1118	29-5046	
250	2003	MC250	25-1070	25-1458					22-1044	79-5008	79-5001						28-1116	27-1118	29-5046	
250	2004 - 05	MC250	25-1364	25-1458					22-1044	79-5008	79-5001						28-1116	27-1118	29-5046	
250	2006 - 09	MC250	25-1364	25-1458					22-1056	79-5008	79-5001						28-1116	27-1118	29-5046	
250	2002 - 05	PAMPERA 250	25-1135	25-1135					22-1047								28-1116	27-1118	29-5046	
250	2003 - 05	SM250	25-1070	25-1458					22-1044	79-5008	79-5001						28-1116	27-1118	29-5046	
250	1998 - 01	TXT Trials 250	25-1417	25-1417					25-1523								28-1131	27-1154		
250	2002 - 03	TXT Trials 250	25-1417	25-1417					22-1047								28-1131	27-1154		
250	2004 - 10	TXT Trials 250	25-1484	25-1417					22-1047								28-1138	27-1154		
250	2011	TXT Trials 250	25-1484	25-1417					22-1047								28-1138	27-1154		
280	2002 - 05	PAMPERA 280	25-1135	25-1135					22-1047								28-1116	27-1118	29-5046	
280	1998 - 01	TXT Trials 280	25-1417	25-1417					25-1523								28-1131	27-1154		
280	2002 - 03	TXT Trials 280	25-1417	25-1417					22-1047								28-1131	27-1154		
280	2004 - 10	TXT Trials 280	25-1484	25-1417					22-1047								28-1138	27-1154		
280	2011	TXT Trials 280	25-1484	25-1417					22-1047								28-1138	27-1154		
300	1999 - 02	EC300	25-1070	25-1457					22-1044	79-5008	79-5001						28-1116	27-1118	29-5046	
300	2003	EC300	25-1070	25-1458					22-1044	79-5008	79-5001						28-1116	27-1118	29-5046	
300	2004 - 05	EC300	25-1364	25-1458					22-1044	79-5008	79-5001						28-1116	27-1118	29-5046	
300	2006 - 11	EC300	25-1364	25-1458					22-1056	79-5008	79-5001						28-1116	27-1118	29-5046	
300	1998 - 01	TXT Trials 300	25-1417	25-1417					25-1523								28-1131	27-1154		
300	2002	TXT Trials 300	25-1417	25-1417					22-1047								28-1131	27-1154		
300	2004 - 10	TXT Trials 300	25-1484	25-1417					22-1047								28-1138	27-1154		
300	2011	TXT Trials 300	25-1484	25-1417					22-1047								28-1138	27-1154		
450	2003 - 05	EC450FSE	25-1364	25-1458					22-1044	79-5008	79-5001						28-1116	27-1118	29-5046	
450	2006	EC450FSE	25-1364	25-1458					22-1056								28-1116	27-1118	29-5046	
450	2007 - 09	EC450FSR	25-1364	25-1458					22-1056								28-1116	27-1118	29-5046	
450	2009	HALLEY 450 EH	25-1079						22-1056	79-5008	79-5001		56-149	55-135	57-138		28-1116	27-1118	29-5046	
450	2009	HALLEY 450 SM	25-1079						22-1056	79-5008	79-5001		56-149	55-135	57-138		28-1116	27-1118	29-5046	
450	2007	MC450FSR	25-1364	25-1458					22-1056								28-1116	27-1118	29-5046	
450	2007	PAMPERA 450	25-1364	25-1458					22-1044								28-1116	27-1118	29-5046	
450	2004 - 05	SM450FSE	25-1364	25-1458					22-1044	79-5008	79-5001						28-1116	27-1118	29-5046	
450	2007 - 09	SM450FSR	25-1364	25-1458					22-1056								28-1116	27-1118	29-5046	
HONDA																				
50	2004 - 12	CRF50F	25-1170	25-1167			24-1031		22-1002								28-1163			
50	1993 - 96	CRM50R (EURO)	25-1069	25-1072					22-1002				56-115	55-108	57-112		28-1163			
50	1974	MR50		25-1439																
50	1993 - 96	MT50S (EURO)	25-1072	25-1072					22-1002				56-102	55-101	57-127		28-1163			
50	2000 - 03	XR50R	25-1170	25-1167			24-1031		22-1002								28-1163			
50	1969 - 71	Z-50	25-1172	25-1167			24-1031													
50	1972	Z-50	25-1172	25-1167			24-1031		22-1002											
50	1973 - 78	Z-50	25-1172	25-1167			24-1031		22-1002								28-1163			
50	1979 - 93	Z-50R	25-1172	25-1167			24-1031		22-1002								28-1163			
50	1994 - 99	Z-50R	25-1172	25-1172			24-1031		22-1002								28-1163			

APPLICATION

BEARING & SEAL KITS

CHAIN ROLLERS

SUSPENSION - SEALS & BUSHING KITS

SUSPENSION - BEARING & SEAL KITS

Eng	Year	Model No	BEARING & SEAL KITS						CHAIN ROLLERS		SUSPENSION - SEALS & BUSHING KITS					SUSPENSION - BEARING & SEAL KITS			
			Front Wheel Bearing	Rear Wheel Bearing	Front Wheel Spacer Kit	Rear Wheel Spacer Kit	Crank Shaft Bearing Kit	Counter Shaft Seal Kit	Steering Bearing & Seal Kit	Lower Chain Roller	Upper Chain Roller	Rear Shock Seal Head Kit	Fork Bushing Kit	Fork Seal & Dust Seal Kit	Fork Seal Kit	Fork Dust Seal Kit	Swing Arm Bearing Kit	Swing Arm Linkage Kit	Lower Rear Shock Bearing Kit
HONDA CONTINUED																			
60	1983	CR60	25-1027	25-1191			24-1001												
60	1984	CR60	25-1027	25-1191			24-1001												
70	2004 - 12	CRF70F	25-1027	25-1191			24-1031						56-101	55-101	57-126	28-1163			
70	1969 - 94	CT70 Trail	25-1072	25-1300			24-1031												
70	1971 - 73	SL70	25-1072	25-1300			24-1031						56-103	55-101	57-129				
70	1976	XL70	25-1072	25-1300			24-1031						56-103	55-101	57-129				
70	1997 - 03	XR70R	25-1027	25-1191			24-1031						56-101	55-101	57-126	28-1163			
75	1993 - 94	CRM75R (EURO)	25-1069	25-1072									56-115	55-108	57-112				
75	1977 - 78	XL75	25-1072	25-1300			24-1031						56-103	55-101	57-129				
75	1979	XL75	25-1072	25-1300			24-1031						56-103	55-101	57-129				
75	1973 - 76	XR75	25-1072	25-1300			24-1032						56-103	55-101	57-129				
75	1977 - 78	XR75	25-1072	25-1300			24-1031						56-103	55-101	57-129				
80	1980 - 81	CR80	25-1072	25-1072									56-107	55-103	57-134				
80	1982	CR80	25-1072	25-1191									56-109	55-104	57-134				
80	1983	CR80	25-1072	25-1191			24-1001						56-109	55-104	57-134				
80	1984	CR80	25-1072	25-1191			24-1001						56-114	55-107	57-131				
80	1985	CR80R	25-1072	25-1191			24-1002						56-113	55-107	57-113		27-1111	29-5048	
80	1986	CR80R	25-1027	25-1160	11-1001		24-1002				37-1005		56-113	55-107	57-113	28-1017	27-1111	29-5048	
80	1987	CR80R	25-1027	25-1160	11-1001	11-1010	24-1002				37-1005		56-115	55-108	57-112	28-1017	27-1111	29-5048	
80	1988 - 91	CR80R	25-1027	25-1160	11-1001	11-1010	24-1002				37-1005		56-115	55-108	57-112	28-1017	27-1009	29-5031	29-1001
80	1992 - 95	CR80R	25-1027	25-1160	11-1001	11-1011	24-1002				37-1005		56-115	55-108	57-112	28-1017	27-1009	29-5031	29-1001
80	1996 - 97	CR80R, CR80RB	25-1027	25-1160	11-1001	11-1012	24-1002		79-5011		37-1006		56-123	55-111	57-109	28-1016	27-1045	29-5018	29-5055
80	1998 - 99	CR80R, CR80RB	25-1027	25-1160	11-1001	11-1012	24-1002		79-5011		37-1006		56-123	55-111	57-109	28-1018	27-1045	29-5018	29-5055
80	2000 - 02	CR80R, CR80RB	25-1027	25-1160	11-1001	11-1012	24-1002		79-5011		37-1006		56-123	55-111	57-109	28-1019	27-1045	29-5018	29-5055
80	2004 - 12	CRF80F	25-1027	25-1191									56-101	55-101	57-126	28-1090	27-1091	29-5017	
80	1980 - 85	XL80S	25-1072	25-1300									56-103	55-101	57-129	28-1090			
80	1979 - 84	XR80	25-1072	25-1300									56-103	55-101	57-129	28-1090			
80	1985 - 03	XR80R	25-1027	25-1191									56-101	55-101	57-126	28-1090	27-1091	29-5017	
85	2003 - 07	CR85R & RB	25-1027	25-1160	11-1001	11-1012	24-1002		79-5011		37-1006		56-123	55-111	57-109	28-1019	27-1045	29-5018	29-5055
90	1966 - 79	CT90 Trail	25-1072	25-1304			24-1045												
100	2004 - 09	CRF100F	25-1027	25-1191			24-1032						56-101	55-101	57-126	28-1090	27-1090	29-5017	
100	2011 - 12	CRF100F	25-1027	25-1191			24-1032						56-101	55-101	57-126	28-1090	27-1090	29-5017	
100	1976 - 78	XL100	25-1291	25-1323			24-1033							55-104					
100	1979 - 80	XL100	25-1291	25-1323			24-1032							55-104		28-1146			
100	1979 - 80	XL100S	25-1291	25-1323			24-1032							55-104					
100	1981 - 85	XL100S	25-1291	25-1300			24-1032						56-102	55-101	57-127				
100	1981 - 84	XR100	25-1072	25-1300			24-1032						56-102	55-101	57-127				
100	1985 - 00	XR100R	25-1027	25-1191			24-1032						56-101	55-101	57-126	28-1090	27-1091	29-5017	
100	2001 - 03	XR100R	25-1027	25-1191			24-1032						56-101	55-101	57-126	28-1090	27-1090	29-5017	
110	1990 - 97	CT 110		25-1554															
110	1980 - 86	CT110 Trail	25-1072	25-1300			24-1048												
125	1974 - 75	CR125M	25-1072	25-1306															
125	1976	CR125M	25-1072	25-1306									56-118	55-108	57-132				
125	1977 - 78	CR125M	25-1072	25-1306															
125	1979	CR125R	25-1038	25-1225												28-1141			
125	1980	CR125R	25-1038	25-1225			24-1075							55-109		28-1141			
125	1981	CR125R	25-1038	25-1225			24-1075		79-5002	79-5002	37-1007		56-124	55-112	57-119	28-1184			
125	1982	CR125R	25-1119	25-1113			24-1075		79-5006	79-5006			56-124	55-112	57-119	28-1142			
125	1983	CR125R	25-1119	25-1115			24-1075		79-5006	79-5006			56-124	55-112	57-119	28-1142			
125	1984	CR125R	25-1073	25-1115			24-1075		79-5006	79-5006	37-1010		56-136	55-122	57-117	28-1142			
125	1985	CR125R	25-1075	25-1115			24-1075		79-5008	79-5006	37-1010		56-136	55-122	57-117	28-1013	27-1016	29-1017	
125	1986	CR125R	25-1075	25-1115			24-1075	25-4010	79-5008	79-5006	37-1010		56-136	55-122	57-117	28-1014	27-1016	29-1017	
125	1987	CR125R	25-1075	25-1241		11-1018-1	24-1003	25-4010	79-5008	79-5006	37-1007	38-6005	56-133-1	55-120	57-108-1	28-1013	27-1016	29-1017	29-1006
125	1988	CR125R	25-1075	25-1241	11-1096	11-1013-1	24-1003	25-4010	79-5008	79-5006	37-1007	38-6005	56-133-1	55-120	57-108-1	28-1013	27-1016	29-1017	29-1006

APPLICATION **BEARING & SEAL KITS** **CHAIN ROLLERS** **SUSPENSION - SEALS & BUSHING KITS** **SUSPENSION - BEARING & SEAL KITS**



Eng	Year	Model No	Front Wheel Bearing	Rear Wheel Bearing	Front Wheel Spacer Kit	Rear Wheel Spacer Kit	Crank Shaft Bearing Kit	Counter Shaft Seal Kit	Steering Bearing & Seal Kit	Lower Chain Roller	Upper Chain Roller	Rear Shock Seal Head Kit	Fork Bushing Kit	Fork Seal & Dust Seal Kit	Fork Seal Kit	Fork Dust Seal Kit	Swing Arm Bearing Kit	Swing Arm Linkage Kit	Lower Rear Shock Bearing Kit	Upper Rear Shock Bearing Kit	
HONDA CONTINUED																					
125	1989	CR125R	25-1075	25-1204	11-1096	11-1013-1	24-1003	25-4010	22-1021	79-5008	79-5006	37-1007	38-6005	56-133-1	55-120	57-108-1	28-1030	27-1026	29-5029	29-1006	
125	1990	CR125R	25-1075	25-1202	11-1096	11-1013-1	24-1003	25-4010	22-1018	79-5008	79-5006	37-1007	38-6006	56-139	55-124	57-101	28-1029	27-1026	29-5029	29-1006	
125	1991	CR125R	25-1075	25-1202	11-1096	11-1013-1	24-1003	25-4010	22-1018	79-5008	79-5006	37-1007	38-6007	56-139	55-124	57-101	28-1030	27-1019	29-5006	29-1006	
125	1992	CR125R	25-1075	25-1202	11-1002	11-1013-1	24-1003	25-4010	22-1018	79-5008	79-5006	37-1007		56-134	55-121	57-108	28-1030	27-1019	29-5006	29-1006	
125	1993	CR125R	25-1075	25-1202	11-1002	11-1013-1	24-1003	25-4010	22-1010	79-5008	79-5008	37-1004		56-134	55-121	57-108	28-1041	27-1054	29-5006	29-1006	
125	1994	CR125R	25-1075	25-1202	11-1002	11-1013-1	24-1003	25-4010	22-1010	79-5008	79-5008	37-1004	38-6009	56-137	55-123	57-102	28-1041	27-1029	29-5004	29-1012	
125	1995	CR125R	25-1081	25-1202	11-1003	11-1014-1	24-1003	25-4010	22-1030	79-5008	79-5008	37-1004	38-6009	56-137	55-123	57-102	28-1041	27-1029	29-5004	29-1012	
125	1996	CR125R	25-1081	25-1202	11-1004	11-1014-1	24-1003	25-4010	22-1030	79-5008	79-5008	37-1004	38-6009	56-137	55-123	57-102	28-1041	27-1033	29-5005	29-1013	
125	1997	CR125R	25-1081	25-1202	11-1004	11-1014-1	24-1003	25-4010	22-1030	79-5011	79-5008	37-1004	38-6010	56-141	55-126	57-103	28-1041	27-1035	29-5008	29-1013	
125	1998	CR125R	25-1081	25-1202	11-1004	11-1014-1	24-1003	25-4010	22-1010	79-5008	79-5008	37-1004	38-6010	56-141	55-126	57-103	28-1041	27-1008	29-5008	29-1013	
125	1999	CR125R	25-1081	25-1202	11-1004	11-1014-1	24-1003	25-4010	22-1010	79-5007	79-5008	37-1004	38-6010	56-141	55-126	57-103	28-1041	27-1008	29-5008	29-1013	
125	2000-01	CR125R	25-1081	25-1250	11-1004	11-1015-1	24-1003	25-4010	22-1010	79-5008	79-5007	37-1004	38-6010	56-141	55-126	57-103	28-1041	27-1003	29-5008	29-1013	
125	2002-03	CR125R	25-1081	25-1250	11-1005	11-1015-1	24-1003	25-4010	22-1010	79-5008	79-5007	37-1004	38-6010	56-141	55-126	57-103	28-1040	27-1125	29-5008	29-1013	
125	2004	CR125R	25-1081	25-1250	11-1005	11-1015-1	24-1003	25-4009	22-1010	79-5008	79-5007	37-1004	38-6010	56-141	55-126	57-103	28-1040	27-1125	29-5008	29-1013	
125	2005-07	CR125R	25-1081	25-1250	11-1005	11-1015-1	24-1003	25-4009	22-1010	79-5007	79-5007	37-1004	38-6010	56-141	55-126	57-103	28-1040	27-1125	29-5008	29-1013	
125	1993-99	CRM125R (NOT US MODEL)							22-1022												
125	1974-76	MT125 Elsinore	25-1072	25-1323					22-1002						55-104						
125	1995-97	NX125 (EURO)							22-1022												
125	1971-73	SL125 Moto Sport	25-1072	25-1323					22-1002						55-104						
125	1973-75	TL125	25-1072	25-1323					22-1002						55-104						
125	1976	TL125	25-1072	25-1323			24-1033		22-1002						55-104						
125	1974-75	XL125	25-1072	25-1323					22-1002						55-104						
125	1976-78	XL125	25-1072	25-1323			24-1048		22-1002						55-104						
125	1979-85	XL125	25-1072	25-1323			24-1033		22-1002						55-104		28-1146				
125	1998	XLR125 (EURO)	25-1069	25-1206					22-1021					56-123	55-111	57-109	28-1015				
125	2004-11	XR125L (EURO)	25-1597	25-1206					22-1021						55-104		28-1099				
150	2003-05	CRF150F	25-1421	25-1422	11-1006	11-1016	24-1056		22-1021		79-5013			56-115	55-108	57-112	28-1099	27-1098	29-5019		
150	2006-09	CRF150F	25-1421	25-1422	11-1006	11-1016			22-1021		79-5013			56-115	55-108	57-112	28-1099	27-1098	29-5019		
150	2007-12	CRF150R/RB	25-1539	25-1540					22-1021	79-5011		37-1006		56-123	55-111	57-109	28-1019	27-1153	29-1023	29-5055	
175	1976-77	MR175 Elsinore	25-1072	25-1306					22-1002						55-104						
175	1973-78	XL175	25-1640						22-1029						55-104						
185	1979-83	XL185S	25-1072	25-1323			24-1033		22-1002						55-104						
185	1979	XR185	25-1072	25-1323			24-1033		22-1002						55-104		28-1146				
200	2003-11	CTX200	25-1120	25-1583			24-1056		22-1021					56-123	55-111	57-109	28-1165	27-1169			
200	1986-87	TLR200 Reflex	25-1072	25-1191			24-1053		22-1029					56-113	55-107	57-113	28-1145				
200	1986-87	TR200 Fatcat	25-1317	25-1323			24-1033		22-1029						55-104						
200	1983-84	XL200R	25-1038	25-1214			24-1033		22-1021					56-113	55-107	57-113	28-1144				
200	1980-84	XR200	25-1072	25-1323			24-1053		22-1002					56-115	55-108	57-112	28-1146				
200	1981-83	XR200R	25-1038	25-1214			24-1053		22-1021												
200	1984	XR200R	25-1038	25-1214			24-1033		22-1021			37-1010		56-120	55-109	57-120	28-1049			29-1017	
200	1985-87	XR200R	25-1038	25-1214			24-1053		22-1021			37-1010	38-6011	56-120	55-109	57-120	28-1049			29-1017	
200	1988-89	XR200R	25-1038	25-1214			24-1053		22-1021			37-1010	38-6011	56-120	55-109	57-120	28-1021			29-1017	
200	1990-91	XR200R	25-1038	25-1214			24-1053		22-1021			37-1010	38-6011	56-120	55-109	57-120	28-1021	27-1028		29-1017	
200	1993	XR200R	25-1038	25-1214			24-1053		22-1021			37-1010	38-6011	56-120	55-109	57-120	28-1021	27-1028		29-1015	
200	1994	XR200R	25-1038	25-1214		11-1017			22-1053			37-1010	38-6011	56-120	55-109	57-120	28-1021	27-1028		29-1015	
200	1995-02	XR200R	25-1038	25-1214		11-1017	24-1052		22-1021			37-1010	38-6011	56-120	55-109	57-120	28-1021	27-1028		29-1015	
230	2003-09	CRF230F	25-1421	25-1422	11-1006	11-1016	24-1056		22-1021		79-5013			56-123	55-111	57-109	28-1099	27-1098	29-5019		
230	2008-09	CRF230L	25-1069	25-1206					22-1021					56-123	55-111	57-109	28-1193	27-1168	29-5019		
250	1973	CR250	25-1319	25-1261					22-1029					56-118	55-108	57-132					
250	1974	CR250	25-1319	25-1261					22-1029					56-118	55-108	57-132					
250	1975-76	CR250	25-1319	25-1261					22-1057					56-118	55-108	57-132	28-1166				
250	1978-80	CR250R	25-1038	25-1237					22-1057					55-109			28-1141				
250	1981	CR250R	25-1119	25-1237					22-1057	79-5002	79-5002			56-128	55-116	57-118	28-1184				
250	1982	CR250R	25-1119	25-1113					22-1021	79-5007	79-5007			56-136	55-122	57-117	28-1142				

APPLICATION

BEARING & SEAL KITS

CHAIN ROLLERS

SUSPENSION - SEALS & BUSHING KITS

SUSPENSION - BEARING & SEAL KITS

Eng	Year	Model No	BEARING & SEAL KITS						CHAIN ROLLERS		SUSPENSION - SEALS & BUSHING KITS					SUSPENSION - BEARING & SEAL KITS				
			Front Wheel Bearing	Rear Wheel Bearing	Front Wheel Spacer Kit	Rear Wheel Spacer Kit	Crank Shaft Bearing Kit	Counter Shaft Seal Kit	Steering Bearing & Seal Kit	Lower Chain Roller	Upper Chain Roller	Rear Shock Seal Head Kit	Fork Bushing Kit	Fork Seal & Dust Seal Kit	Fork Seal Kit	Fork Dust Seal Kit	Swing Arm Bearing Kit	Swing Arm Linkage Kit	Lower Rear Shock Bearing Kit	Upper Rear Shock Bearing Kit
HONDA CONTINUED																				
250	1983	CR250R	25-1119	25-1115					22-1021	79-5006	79-5006				56-133	55-120	57-108	28-1142		
250	1984	CR250R	25-1073	25-1115				24-1004	22-1021	79-5006	79-5006				56-133	55-120	57-108	28-1142		
250	1985	CR250R	25-1075	25-1115				24-1004	22-1021	79-5008	79-5006	37-1011			56-133-1	55-120	57-108-1	28-1013	27-1016	29-1017
250	1986	CR250R	25-1075	25-1115				24-1004	22-1021	79-5008	79-5006	37-1011			56-133-1	55-120	57-108-1	28-1014	27-1016	29-1017
250	1987	CR250R	25-1075	25-1241			11-1018-1	24-1004	22-1021	79-5008	79-5006	37-1011			56-133-1	55-120	57-108-1	28-1013	27-1016	29-1017
250	1988	CR250R	25-1075	25-1241	11-1096	11-1013-1	24-1004	25-4008	22-1021	79-5008	79-5006	37-1114	38-6005	56-133-1	55-120	57-108-1	28-1030	27-1158		
250	1989	CR250R	25-1075	25-1203	11-1096	11-1013-1	24-1004	25-4008	22-1021	79-5008	79-5006	37-1114		56-139	55-124	57-101	28-1030	27-1026	29-5029	
250	1990	CR250R	25-1075	25-1202	11-1096	11-1013-1	24-1004	25-4008	22-1018	79-5008	79-5006	37-1114	38-6006	56-139	55-124	57-101	28-1030	27-1026	29-5029	
250	1991	CR250R	25-1075	25-1202	11-1096	11-1013-1	24-1004	25-4008	22-1018	79-5008	79-5006	37-1007	38-6007	56-139	55-124	57-101	28-1030	27-1019	29-5006	29-1006
250	1992	CR250R	25-1075	25-1202	11-1002	11-1013-1	24-1030	25-4008	22-1010	79-5008	79-5008			56-134	55-121	57-108	28-1039	27-1054	29-5006	29-1006
250	1993	CR250R	25-1075	25-1202	11-1002	11-1013-1	24-1030	25-4008	22-1010	79-5008	79-5008	37-1113		56-134	55-121	57-108	28-1039	27-1054	29-5006	29-1006
250	1994	CR250R	25-1075	25-1202	11-1002	11-1013-1	24-1030	25-4008	22-1010	79-5008	79-5008	37-1113		56-134	55-121	57-108	28-1039	27-1029	29-5004	29-1006
250	1995	CR250R	25-1081	25-1202	11-1003	11-1014-1	24-1030	25-4008	22-1030	79-5008	79-5008	37-1004	38-6014	56-137	55-123	57-102	28-1039	27-1029	29-5004	29-1012
250	1996	CR250R	25-1081	25-1202	11-1004	11-1014-1	24-1030	25-4008	22-1030	79-5008	79-5008	37-1004	38-6010	56-141	55-126	57-103	28-1039	27-1033	29-5005	29-1012
250	1997	CR250R	25-1081	25-1202	11-1004	11-1014-1	24-1030	25-4008	22-1010	79-5008	79-5008	37-1113	38-6020	56-142	55-127	57-100	28-1039	27-1007	29-5008	29-1013
250	1998	CR250R	25-1081	25-1202	11-1004	11-1014-1	24-1030	25-4008	22-1010	79-5008	79-5006	37-1113	38-6020	56-142	55-127	57-100	28-1039	27-1008	29-5008	29-1013
250	1999	CR250R	25-1081	25-1202	11-1004	11-1014-1	24-1030	25-4008	22-1010	79-5008	79-5007	37-1113	38-6020	56-142	55-127	57-100	28-1039	27-1008	29-5008	29-1013
250	2000 - 01	CR250R	25-1081	25-1250	11-1004	11-1015-1	24-1030	25-4008	22-1010	79-5008	79-5007	37-1001	38-6020	56-142	55-127	57-100	28-1039	27-1003	29-5008	29-1013
250	2002 - 03	CR250R	25-1081	25-1250	11-1005	11-1015-1	24-1030	25-4008	22-1010	79-5007	79-5008	37-1126	38-6020	56-142	55-127	57-100	28-1037	27-1125	29-5008	29-1013
250	2004	CR250R	25-1081	25-1250	11-1005	11-1015-1	24-1030	25-4008	22-1010	79-5007	79-5010	37-1126	38-6020	56-142	55-127	57-100	28-1037	27-1125	29-5008	29-1013
250	2005 - 07	CR250R	25-1081	25-1250	11-1005	11-1015-1	24-1030	25-4008	22-1010	79-5015	79-5010	37-1126	38-6020	56-142	55-127	57-100	28-1037	27-1125	29-5008	29-1013
250	2004	CRF250R	25-1081	25-1250	11-1005	11-1015-1		25-4009	22-1010	79-5007	79-5007	37-1126	38-6020	56-142	55-127	57-100	28-1127	27-1125	29-5008	29-1013
250	2005 - 08	CRF250R	25-1081	25-1250	11-1005	11-1015-1		25-4009	22-1010	79-5015	79-5007	37-1126	38-6020	56-142	55-127	57-100	28-1127	27-1125	29-5008	29-1013
250	2009	CRF250R	25-1081	25-1250	11-1005	11-1015-1		25-4009	22-1010	79-5015	79-5007	37-1126	38-6080	56-142	55-127	57-100	28-1127	27-1125	29-5008	29-1013
250	2010 - 11	CRF250R	25-1081	25-1250	11-1005	11-1015-1		25-4009	22-1059	79-5014	79-5014	37-1126	38-6081	56-147	55-132	57-105	28-1128	27-1172	29-5008	29-1013
250	2012	CRF250R	25-1081	25-1250	11-1005	11-1015-1		25-4009	22-1059	79-5015	79-5014		38-6081	56-147	55-132	57-105	28-1128	27-1172	29-5008	29-1013
250	2004 - 05	CRF250X	25-1521	25-1250	11-1007	11-1015-1		25-4009	22-1010	79-5007	79-5010	37-1126	38-6020	56-142	55-127	57-100	28-1127	27-1125	29-5008	29-1013
250	2006 - 12	CRF250X	25-1521	25-1250	11-1007	11-1015-1		25-4009	22-1010	79-5015	79-5010	37-1126	38-6020	56-142	55-127	57-100	28-1127	27-1125	29-5008	29-1013
250	1996 - 99	CRM250AR (NOT US MODEL)	25-1076	25-1206					22-1021	79-5013	79-5013									29-1001
250	1976	MR250	25-1147	25-1261					22-1029									28-1166		
250	1974 - 76	MT250	25-1147	25-1261					22-1029											
250	1988 - 90	NX250	25-1069	25-1231					22-1021					56-123	55-111	57-109				
250	1975 - 76	TL250	25-1291	25-1147			24-1042							56-114	55-107	57-131				
250	1972 - 74	XL250	25-1147	25-1261										56-118	55-108	57-132				
250	1975 - 76	XL250	25-1147	25-1261					22-1029					56-118	55-108	57-132				
250	1982 - 83	XL250R	25-1038	25-1231			24-1042		22-1021					56-115	55-108	57-112	28-1049			
250	1984 - 87	XL250R	25-1038	25-1231			24-1033		22-1021					56-115	55-108	57-112	28-1049			
250	1978 - 81	XL250S	25-1038	25-1214			24-1042		22-1029											
250	1979 - 80	XR250	25-1038	25-1214			24-1042		22-1029					56-115	55-108	57-112				
250	1991 - 96	XR250L	25-1069	25-1230			24-1033		22-1021			37-1010		56-132	55-119	57-115	28-1021			
250	1981	XR250R	25-1120	25-1214			24-1042		22-1021	79-5002	79-5002			56-123	55-111	57-109	28-1101			
250	1982	XR250R	25-1120	25-1214			24-1042		22-1021					56-123	55-111	57-109	28-1101			
250	1984 - 85	XR250R	25-1069	25-1214	11-1008		24-1033		22-1021			37-1010		56-124	55-112	57-119	28-1049			
250	1986 - 87	XR250R	25-1069	25-1217	11-1008		24-1033		22-1021			37-1010	38-6016	56-130	55-117	57-118	28-1049	27-1046	29-1018	
250	1988 - 95	XR250R	25-1069	25-1217	11-1008		24-1033		22-1021			37-1010	38-6016	56-130	55-117	57-118	28-1021	27-1046	29-1018	
250	1996 - 04	XR250R	25-1069	25-1206	11-1008	11-1020	24-1052		22-1021			37-1007	38-6018	56-130	55-117	57-118	28-1011	27-1049	29-1018	
350	1974 - 78	XL350	25-1147	25-1261										56-118	55-108	57-132				
350	1984 - 85	XL350R	25-1069	25-1231					22-1021					56-125	55-113	57-111	28-1054			
350	1983	XR350R	25-1120	25-1214					22-1021					56-132	55-119	57-115	28-1054			
350	1984	XR350R	25-1069	25-1214					22-1021					56-132	55-119	57-115	28-1054			
350	1985	XR350R	25-1069	25-1217					22-1021					56-132	55-119	57-115	28-1054	27-1046	29-1018	29-1018
400	1996 - 97	XR400R	25-1076	25-1206	11-1009	11-1020			22-1021	79-5001	79-5013	37-1114		56-133-1	55-120	57-108-1	28-1012	27-1049	29-1018	
400	1998 - 04	XR400R	25-1076	25-1206	11-1009	11-1020			22-1021	79-5001	79-5013	37-1114	38-6057	56-133-1	55-120	57-108-1	28-1012	27-1047	29-5019	29-1001
450	1981	CR450R	25-1119	25-1237					22-1021	79-5002	79-5002	37-1114		56-128	55-116	57-118	28-1184			

APPLICATION			BEARING & SEAL KITS						CHAIN ROLLERS		SUSPENSION - SEALS & BUSHING KITS					SUSPENSION - BEARING & SEAL KITS					
Eng	Year	Model No	Front Wheel Bearing	Rear Wheel Bearing	Front Wheel Spacer Kit	Rear Wheel Spacer Kit	Crank Shaft Bearing Kit	Counter Shaft Seal Kit	Steering Bearing & Seal Kit	Lower Chain Roller	Upper Chain Roller	Rear Shock Seal Head Kit	Fork Bushing Kit	Fork Seal & Dust Seal Kit	Fork Seal Kit	Fork Dust Seal Kit	Swing Arm Bearing Kit	Swing Arm Linkage Kit	Lower Rear Shock Bearing Kit	Upper Rear Shock Bearing Kit	
HONDA CONTINUED																					
450	2002 - 04	CRF450R	25-1081	25-1250	11-1005	11-1015-1		25-4008	22-1010	79-5007	79-5007	37-1126	38-6020	56-142	55-127	57-100	28-1037	27-1125	29-5008	29-1013	
450	2005 - 08	CRF450R	25-1081	25-1250	11-1005	11-1015-1		25-4008	22-1010	79-5014	79-5007	37-1126	38-6020	56-142	55-127	57-100	28-1128	27-1125	29-5008	29-1013	
450	2009	CRF450R	25-1081	25-1250	11-1005	11-1015-1		25-4008	22-1059	79-5014	79-5007	37-1001	38-6075	56-147	55-132	57-105	28-1128	27-1172	29-5008	29-1013	
450	2010 - 11	CRF450R	25-1081	25-1250	11-1005	11-1015-1		25-4008	22-1059	79-5014	79-5014	37-1001	38-6075	56-147	55-132	57-105	28-1128	27-1172	29-5008	29-1013	
450	2012	CRF450R	25-1081	25-1250		11-1015-1		25-4008	22-1059	79-5015	79-5014	37-1001	38-6075		55-132		28-1128	27-1172	29-5008	29-1013	
450	2005 - 12	CRF450X	25-1521	25-1250	11-1007	11-1015-1		25-4008	22-1010	79-5014	79-5007	37-1126	38-6020	56-142	55-127	57-100	28-1128	27-1125	29-5008	29-1013	
480	1982	CR480R	25-1119	25-1113					22-1021	79-5007	79-5007			56-136	55-122	57-117	28-1142				
480	1983	CR480R	25-1119	25-1115					22-1021	79-5006	79-5006			56-133	55-120	57-108	28-1142				
500	1984	CR500R	25-1073	25-1115			24-1004		22-1021	79-5006	79-5006			56-133	55-120	57-108	28-1142				
500	1985	CR500R	25-1075	25-1115			24-1004		22-1021	79-5008	79-5006	37-1011		56-133-1	55-120	57-108-1	28-1013	27-1016	29-1017	29-1015	
500	1986	CR500R	25-1075	25-1115			24-1004		22-1021	79-5008	79-5006	37-1011		56-133-1	55-120	57-108-1	28-1014	27-1016	29-1017		
500	1987	CR500R	25-1075	25-1241		11-1018-1	24-1004		22-1021	79-5008	79-5006	37-1011		56-133-1	55-120	57-108-1	28-1013	27-1016	29-1017		
500	1988	CR500R	25-1075	25-1241	11-1096	11-1013-1	24-1004	25-4008	22-1021	79-5008	79-5006	37-1114	38-6021	56-133-1	55-120	57-108-1	28-1013	27-1016	29-1017		
500	1989	CR500R	25-1075	25-1203	11-1096	11-1013-1	24-1004	25-4008	22-1021	79-5008	79-5006	37-1114		56-139	55-124	57-101	28-1030	27-1026	29-5029		
500	1990	CR500R	25-1075	25-1202	11-1096	11-1013-1	24-1004	25-4008	22-1018	79-5008	79-5006	37-1114		56-139	55-124	57-101	28-1030	27-1026	29-5029		
500	1991	CR500R	25-1075	25-1202	11-1096	11-1013-1	24-1004	25-4008	22-1018	79-5008	79-5006	37-1007		56-139	55-124	57-101	28-1030	27-1019	29-5006	29-1006	
500	1992	CR500R	25-1075	25-1202	11-1002	11-1013-1	24-1004	25-4008	22-1018	79-5008	79-5006	37-1007		56-134	55-121	57-108	28-1030	27-1019	29-5006	29-1006	
500	1993	CR500R	25-1075	25-1202	11-1002	11-1013-1	24-1004	25-4008	22-1018	79-5008	79-5006	37-1007		56-134	55-121	57-108	28-1030	27-1021	29-5006	29-1006	
500	1994	CR500R	25-1075	25-1202	11-1002	11-1013-1	24-1004	25-4008	22-1018	79-5008	79-5006			56-134	55-121	57-108	28-1030	27-1021	29-5006	29-1012	
500	1995	CR500R	25-1081	25-1202	11-1003	11-1013-1	24-1004	25-4008	22-1018	79-5008	79-5006	37-1004	38-6024	56-137	55-123	57-102	28-1030	27-1024	29-5004	29-1012	
500	1996 - 01	CR500R	25-1081	25-1202	11-1004	11-1013-1	24-1004	25-4008	22-1018	79-5008	79-5006	37-1004	38-6025	56-141	55-126	57-103	28-1030	27-1025	29-5030	29-1013	
500	1993 - 99	NX500 (EURO)	25-1069	25-1230					22-1021					56-132	55-119	57-115					
500	1982	XL500R	25-1120	25-1231					22-1021					56-123	55-111	57-109	28-1101				
500	1979 - 80	XL500S	25-1038	25-1214					22-1029					56-118	55-108	57-132					
500	1981	XL500S	25-1038	25-1214					22-1029					56-118	55-108	57-132	28-1101				
500	1979 - 80	XR500	25-1038	25-1214					22-1029					56-115	55-108	57-112					
500	1981	XR500R	25-1120	25-1214					22-1021	79-5002	79-5002			56-123	55-111	57-109	28-1101				
500	1982	XR500R	25-1120	25-1214					22-1021					56-123	55-111	57-109	28-1101				
500	1983 - 84	XR500R	25-1069	25-1214					22-1021					56-133	55-120	57-108	28-1054				
600	1983 - 87	XL600R	25-1069	25-1231					22-1021					56-125	55-113	57-111	28-1054				
600	1985 - 87	XR600R	25-1069	25-1217					22-1021					56-133-1	55-120	57-108-1	28-1054	27-1046	29-1018	29-1018	
600	1988 - 90	XR600R	25-1069	25-1217					22-1021					56-133-1	55-120	57-108-1	28-1020	27-1046	29-1018		
600	1991 - 92	XR600R	25-1069	25-1217					22-1021			37-1114		56-133-1	55-120	57-108-1	28-1020	27-1046	29-1018		
600	1993 - 00	XR600R	25-1076	25-1217					22-1021			37-1114		56-133-1	55-120	57-108-1	28-1020	27-1046	29-1018		
650	2005 - 06	FX650 (EURO)	25-1596	25-1230					22-1021	79-5001				56-132	55-119	57-115			29-5019		
650	1999 - 00	FX650 (EURO)	25-1069	25-1230					22-1021					56-133-1	55-120	57-108-1	28-1020	27-1046	29-1018		
650	1993 - 12	XR650L	25-1076	25-1214		11-1021			22-1021					56-133-1	55-120	57-108-1	28-1020	27-1046	29-1018		
650	2000 - 07	XR650R	25-1076	25-1113	11-1009	11-1022-1			22-1018	79-5001	79-5001		38-6027	56-140	55-125	57-116	28-1108	27-1112	29-5008	29-5055	
HUSABERG																					
0	1989-2008	All Models							22-1032												
250	2011	TE250	25-1402	25-1273	11-1087	11-1084-1			22-1026	79-5003	79-5003	37-1119	38-6074	56-146	55-131	57-105			27-1089	29-5059	
300	2011	TE300	25-1402	25-1273	11-1087	11-1084-1			22-1026	79-5003	79-5003	37-1119	38-6074	56-146	55-131	57-105			27-1089	29-5059	
390	2010 - 11	390FE	25-1402	25-1273	11-1087	11-1084-1			22-1026	79-5003	79-5003	37-1119	38-6074	56-146	55-131	57-105	28-1125		27-1089	29-5059	
450	2001 - 02	450FC							22-1032					38-6055	56-146	55-131	57-105	28-1178			
450	2003	450FC							22-1032			37-1119	38-6077	56-146	55-131	57-105	28-1178		29-5056		
450	2004	450FC	25-1402	25-1273	11-1087	11-1084-1			22-1032	79-5003	79-5003	37-1119	38-6077	56-146	55-131	57-105	28-1178		29-5056		
450	2005	450FC	25-1402	25-1273	11-1087	11-1084-1			22-1032	79-5003	79-5003	37-1119	38-6054	56-146	55-131	57-105	28-1179		29-5056		
450	2004	450FE	25-1402	25-1273	11-1087	11-1084-1			22-1032	79-5003	79-5003	37-1119	38-6077	56-146	55-131	57-105	28-1178		29-5056		
450	2005 - 08	450FE	25-1402	25-1273	11-1087	11-1084-1			22-1032	79-5003	79-5003	37-1119	38-6054	56-146	55-131	57-105	28-1179		29-5056		
450	2009 - 11	450FE	25-1402	25-1273	11-1087	11-1084-1			22-1026	79-5003	79-5003	37-1119	38-6074	56-146	55-131	57-105	28-1125		27-1089	29-5059	
450	2001 - 02	450FE-E							22-1032					38-6055	56-146	55-131	57-105	28-1178			
450	2003	450FE-E							22-1032			37-1119	38-6077	56-146	55-131	57-105	28-1178		29-5056		
450	2004	450FS	25-1402	25-1283	11-1087				22-1032	79-5003	79-5003	37-1119	38-6077	56-146	55-131	57-105	28-1178		29-5056		

APPLICATION			BEARING & SEAL KITS						CHAIN ROLLERS		SUSPENSION - SEALS & BUSHING KITS					SUSPENSION - BEARING & SEAL KITS					
Eng	Year	Model No	Front Wheel Bearing	Rear Wheel Bearing	Front Wheel Spacer Kit	Rear Wheel Spacer Kit	Crank Shaft Bearing Kit	Counter Shaft Seal Kit	Steering Bearing & Seal Kit	Lower Chain Roller	Upper Chain Roller	Rear Shock Seal Head Kit	Fork Bushing Kit	Fork Seal & Dust Seal Kit	Fork Seal Kit	Fork Dust Seal Kit	Swing Arm Bearing Kit	Swing Arm Linkage Kit	Lower Rear Shock Bearing Kit	Upper Rear Shock Bearing Kit	
HUSQVARNA CONTINUED																					
250	1996	250 CR250	25-1417	25-1419			24-1109			79-5001	79-5001			56-149	55-135	57-138	28-1119	27-1119	29-5044		
250	1997 - 98	250 CR250	25-1417	25-1419			24-1109			79-5001	79-5001			56-142	55-127	57-100	28-1119	27-1119	29-5044		
250	1999	250 CR250	25-1417	25-1418			24-1107		22-1061	79-5001	79-5001			56-149	55-135	57-138	28-1119	27-1119	29-5044		
250	2000	250 CR250	25-1426	25-1420			24-1107		22-1061	79-5001	79-5001			56-149	55-135	57-138	28-1119	27-1119	29-5044		
250	2001	250 CR250	25-1415	25-1420			24-1107		22-1061	79-5001	79-5001	37-1124		56-149	55-135	57-138	28-1119	27-1119	29-5044		
250	2002 - 04	250 CR250	25-1415	25-1420			24-1107		22-1061	79-5001	79-5001	37-1124		56-149	55-135	57-138	28-1119	27-1133	29-5044		
250	2003	250 TC250	25-1415	25-1420					22-1061	79-5001	79-5001	37-1124		56-149	55-135	57-138	28-1119	27-1151	29-5044		
250	2004	250 TC250	25-1415	25-1420					22-1061	79-5001	79-5001	37-1124		56-149	55-135	57-138	28-1119	27-1148	29-5044		
250	2005 - 07	250 TC250	25-1415	25-1420					22-1061	79-5001	79-5001			56-149	55-135	57-138	28-1119	27-1147	29-5044		
250	2008 - 09	250 TC250	25-1415	25-1420					22-1061	79-5001	79-5001			56-145	55-130	57-140	28-1199	27-1176	29-5062		
250	2010 - 11	250 TC250	25-1415	25-1420					22-1061	79-5001	79-5001		38-6068	56-147	55-132	57-105	28-1199	27-1176	29-5062		
250	2003	250 TE250	25-1415	25-1420					22-1032	79-5001	79-5001	37-1124		56-149	55-135	57-138	28-1119	27-1151	29-5044		
250	2004	250 TE250	25-1415	25-1420					22-1032	79-5001	79-5001	37-1124		56-149	55-135	57-138	28-1119	27-1148	29-5044		
250	2005 - 07	250 TE250	25-1415	25-1420					22-1032	79-5001	79-5001			56-149	55-135	57-138	28-1119	27-1147	29-5044		
250	2008 - 09	250 TE250	25-1415	25-1420					22-1061	79-5001	79-5001			56-145	55-130	57-140	28-1199	27-1176	29-5062		
250	2010 - 11	250 TE250	25-1415	25-1420					22-1061	79-5001	79-5001		38-6068	56-147	55-132	57-105	28-1199	27-1176	29-5062		
250	2008 - 09	250 TXC250	25-1415	25-1420					22-1061	79-5001	79-5001		38-6068	56-145	55-130	57-140	28-1199	27-1176	29-5062		
250	2010 - 11	250 TXC250	25-1415	25-1420					22-1061	79-5001	79-5001		38-6068	56-147	55-132	57-105	28-1199	27-1176	29-5062		
250	1990	250 WMX250	25-1147	25-1550							79-5001										
250	1988	250 WR250							22-1032												
250	1996 - 97	250 WR250	25-1417	25-1419						79-5001	79-5001						28-1119	27-1162	29-5044		
250	1998	250 WR250	25-1417	25-1419			24-1109		22-1032	79-5001	79-5001			56-145	55-130	57-140	28-1119	27-1162	29-5044		
250	1999	250 WR250	25-1417	25-1418			24-1107		22-1032	79-5001	79-5001			56-149	55-135	57-138	28-1119	27-1162	29-5044		
250	2000	250 WR250	25-1413	25-1420			24-1107		22-1032	79-5001	79-5001			56-149	55-135	57-138	28-1119	27-1162	29-5044		
250	2001	250 WR250	25-1427	25-1420			24-1107		22-1032	79-5001	79-5001	37-1124		56-149	55-135	57-138	28-1119	27-1119	29-5044		
250	2002	250 WR250	25-1414	25-1420			24-1107		22-1032	79-5001	79-5001	37-1124		56-149	55-135	57-138	28-1119	27-1133	29-5044		
250	2003 - 04	250 WR250	25-1415	25-1420			24-1107		22-1032	79-5001	79-5001	37-1124		56-149	55-135	57-138	28-1119	27-1133	29-5044		
250	2006 - 07	250 WR250	25-1415	25-1420			24-1107		22-1032	79-5001	79-5001			56-149	55-135	57-138	28-1119	27-1146	29-5044		
250	2008	250 WR250	25-1415	25-1420			24-1107		22-1061	79-5001	79-5001			56-149	55-135	57-138	28-1119	27-1146	29-5044		
250	2009	250 WR250	25-1415	25-1420			24-1107		22-1061	79-5001	79-5001			56-145	55-130	57-140	28-1119	27-1146	29-5044		
250	2010 - 12	250 WR250	25-1415	25-1420			24-1107		22-1061	79-5001	79-5001		38-6068	56-147	55-132	57-105	28-1119	27-1146	29-5044		
250	1992	250 WXC-WXE 250	25-1147	25-1622							79-5001										
250	1993	250 WXC-WXE 250	25-1147	25-1622					22-1032		79-5001							27-1162	29-5044		
250	1994	250 WXC-WXE 250	25-1147	25-1622					22-1032		79-5001						28-1119	27-1162	29-5044		
250	1995	250 WXC-WXE 250	25-1417	25-1622					22-1032		79-5001						28-1119	27-1162	29-5044		
250	1990	250 WXE250	25-1147								79-5001										
250	1991	250 WXE-WMX 250	25-1147	25-1622							79-5001										
250	1988	250 XC250							22-1032												
260	1991	260 WXE260	25-1147	25-1622							79-5001										
300	2008 - 09	300 WR300	25-1415	25-1420			24-1107		22-1061	79-5001	79-5001			56-145	55-130	57-140	28-1119	27-1146	29-5044		
300	2010 - 12	300 WR300	25-1415	25-1420			24-1107		22-1061	79-5001	79-5001		38-6068	56-147	55-132	57-105	28-1119	27-1146	29-5044		
310	2009	310 TE310	25-1415	25-1420					22-1061	79-5001	79-5001			56-145	55-130	57-140	28-1199	27-1176	29-5062		
310	2010 - 11	310 TE310	25-1415	25-1420					22-1061	79-5001	79-5001		38-6068	56-147	55-132	57-105	28-1199	27-1176	29-5062		
350	1995	350 TE350	25-1417	25-1622					22-1032		79-5001							27-1162	29-5044		
350	1992 - 93	350 WXC-WXE 350	25-1147	25-1622					22-1032		79-5001										
350	1994	350 WXC-WXE 350	25-1147	25-1622					22-1032		79-5001							27-1162	29-5044		
350	1991	350 WXE350	25-1147	25-1622					22-1032												
360	1993	360 CR360		25-1622					22-1032									27-1162	29-5044		
360	1996	360 WR360	25-1417	25-1419						79-5001	79-5001			56-149	55-135	57-138	28-1119	27-1162	29-5044		
360	1997	360 WR360	25-1417	25-1419						79-5001	79-5001			56-145	55-130	57-140	28-1119	27-1162	29-5044		
360	1998	360 WR360	25-1417	25-1419			24-1109		22-1032	79-5001	79-5001			56-145	55-130	57-140	28-1119	27-1162	29-5044		
360	1999	360 WR360	25-1417	25-1418			24-1109		22-1032	79-5001	79-5001			56-149	55-135	57-138	28-1119	27-1162	29-5044		
360	2000	360 WR360	25-1413	25-1420			24-1109		22-1032	79-5001	79-5001			56-149	55-135	57-138	28-1119	27-1162	29-5044		
360	2001	360 WR360	25-1427	25-1420			24-1109		22-1032	79-5001	79-5001	37-1124		56-149	55-135	57-138	28-1119	27-1119	29-5044		

APPLICATION

BEARING & SEAL KITS

CHAIN ROLLERS

SUSPENSION - SEALS & BUSHING KITS

SUSPENSION - BEARING & SEAL KITS

Eng	Year	Model No	BEARING & SEAL KITS						CHAIN ROLLERS		SUSPENSION - SEALS & BUSHING KITS					SUSPENSION - BEARING & SEAL KITS						
			Front Wheel Bearing	Rear Wheel Bearing	Front Wheel Spacer Kit	Rear Wheel Spacer Kit	Crank Shaft Bearing Kit	Counter Shaft Seal Kit	Steering Bearing & Seal Kit	Lower Chain Roller	Upper Chain Roller	Rear Shock Seal Head Kit	Fork Bushing Kit	Fork Seal & Dust Seal Kit	Fork Seal Kit	Fork Dust Seal Kit	Swing Arm Bearing Kit	Swing Arm Linkage Kit	Lower Rear Shock Bearing Kit	Upper Rear Shock Bearing Kit		
HUSQVARNA CONTINUED																						
360	2002	360 WR360	25-1414	25-1420			24-1109			22-1032	79-5001	79-5001	37-1124		56-149	55-135	57-138	28-1119	27-1133	29-5044		
360	1992	360 WXC-WXE 360	25-1147	25-1622								79-5001										
360	1993	360 WXC-WXE 360	25-1147	25-1622						22-1032		79-5001								27-1162	29-5044	
360	1994	360 WXC-WXE 360	25-1147	25-1622						22-1032		79-5001							28-1119	27-1162	29-5044	
360	1995	360 WXC-WXE 360	25-1417	25-1622						22-1032		79-5001							28-1119	27-1162	29-5044	
400	2004	400 SM400R	25-1417	25-1420						22-1032	79-5001	79-5001	37-1124		56-149	55-135	57-138	28-1119	27-1148	29-5044		
400	2001	400 TE400	25-1413	25-1420						22-1032	79-5001	79-5001	37-1124		56-149	55-135	57-138					
400	1988	400 WR400								22-1032												
410	1996	410 TE410	25-1417	25-1419							79-5001	79-5001			56-149	55-135	57-138					
410	1997 - 98	410 TE410	25-1417	25-1419							79-5001	79-5001			56-145	55-130	57-140					
410	1999	410 TE410	25-1417	25-1418						22-1032	79-5001	79-5001			56-149	55-135	57-138					
410	2000 - 01	410 TE410	25-1413	25-1420						22-1032	79-5001	79-5001			56-149	55-135	57-138					
410	1999	410 TE410E								22-1032	79-5001	79-5001										
430	1988	430 CR430								22-1032												
430	1988	430 WR430								22-1032												
430	1988	430 XC430								22-1032												
450	2010	450 SM450	25-1415	25-1420								79-5001			38-6068	56-147	55-132	57-105	28-1199	27-1176	29-5062	
450	2003	450 SM450R	25-1427	25-1420						22-1032	79-5001	79-5001	37-1124		56-149	55-135	57-138	28-1119	27-1151	29-5044		
450	2004	450 SM450R	25-1427	25-1420						22-1032	79-5001	79-5001	37-1124		56-149	55-135	57-138	28-1119	27-1148	29-5044		
450	2005	450 SM450R	25-1415	25-1420						22-1032	79-5001	79-5001			56-149	55-135	57-138	28-1119	27-1147	29-5044		
450	2006 - 07	450 SM450R	25-1415	25-1420						22-1032	79-5001	79-5001			56-145	55-130	57-140	28-1119	27-1147	29-5044		
450	2008 - 09	450 SM450R	25-1415	25-1420						22-1061	79-5001	79-5001			56-145	55-130	57-140	28-1199	27-1176	29-5062		
450	2003	450 TC450	25-1415	25-1420						22-1061	79-5001	79-5001	37-1124		56-149	55-135	57-138	28-1119	27-1151	29-5044		
450	2004	450 TC450	25-1415	25-1420						22-1061	79-5001	79-5001	37-1124		56-149	55-135	57-138	28-1119	27-1148	29-5044		
450	2005	450 TC450	25-1415	25-1420						22-1061	79-5001	79-5001			56-149	55-135	57-138	28-1119	27-1147	29-5044		
450	2006 - 07	450 TC450	25-1415	25-1420						22-1061	79-5001	79-5001			56-145	55-130	57-140	28-1119	27-1147	29-5044		
450	2008	450 TC450	25-1415	25-1420						22-1061	79-5001	79-5001			56-145	55-130	57-140	28-1199	27-1176	29-5062		
450	2009	450 TC450	25-1415	25-1420						22-1061	79-5001	79-5001			56-145	55-130	57-140	28-1199	27-1176	29-5062		
450	2010	450 TC450	25-1415	25-1420						22-1061	79-5001	79-5001			38-6068	56-147	55-132	57-105	28-1199	27-1176	29-5062	
450	2011 - 12	450 TE TC TXC 449	25-1415	25-1420						22-1061		79-5001										
450	2003	450 TE450	25-1415	25-1420						22-1032	79-5001	79-5001	37-1124		56-149	55-135	57-138	28-1119	27-1151	29-5044		
450	2004	450 TE450	25-1415	25-1420						22-1032	79-5001	79-5001	37-1124		56-149	55-135	57-138	28-1119	27-1148	29-5044		
450	2005	450 TE450	25-1415	25-1420						22-1032	79-5001	79-5001			56-149	55-135	57-138	28-1119	27-1147	29-5044		
450	2006 - 07	450 TE450	25-1415	25-1420						22-1032	79-5001	79-5001			56-145	55-130	57-140	28-1119	27-1147	29-5044		
450	2008 - 09	450 TE450	25-1415	25-1420						22-1061	79-5001	79-5001			56-145	55-130	57-140	28-1199	27-1176	29-5062		
450	2010	450 TE450	25-1415	25-1420						22-1061	79-5001	79-5001			38-6068	56-147	55-132	57-105	28-1199	27-1176	29-5062	
450	2008	450 TXC450	25-1415	25-1420						22-1061	79-5001	79-5001			56-145	55-130	57-140	28-1199	27-1176	29-5062		
450	2009	450 TXC450	25-1415	25-1420						22-1061	79-5001	79-5001			56-145	55-130	57-140	28-1199	27-1176	29-5062		
450	2010	450 TXC450	25-1415	25-1420						22-1061	79-5001	79-5001			38-6068	56-147	55-132	57-105	28-1199	27-1176	29-5062	
510	2010	510 SM510	25-1415	25-1420						22-1061		79-5001			38-6068	56-147	55-132	57-105	28-1199	27-1176	29-5062	
510	2005	510 SM510R	25-1415	25-1420						22-1032	79-5001	79-5001			56-149	55-135	57-138	28-1119	27-1147	29-5044		
510	2006 - 07	510 SM510R	25-1415	25-1420						22-1032	79-5001	79-5001			56-145	55-130	57-140	28-1119	27-1147	29-5044		
510	2008	510 SM510R	25-1415	25-1420						22-1061	79-5001	79-5001			56-145	55-130	57-140	28-1199	27-1176	29-5062		
510	2009	510 SM510R	25-1415	25-1420						22-1061	79-5001	79-5001			56-145	55-130	57-140	28-1199	27-1176	29-5062		
510	1988	510 TC510								22-1032												
510	1990	510 TC510	25-1147	25-1622						22-1032												
510	2005	510 TC510	25-1415	25-1420						22-1061	79-5001	79-5001			56-149	55-135	57-138	28-1119	27-1147	29-5044		
510	2006 - 07	510 TC510	25-1415	25-1420						22-1061	79-5001	79-5001			56-145	55-130	57-140	28-1119	27-1147	29-5044		
510	2008	510 TC510	25-1415	25-1420						22-1061	79-5001	79-5001			56-145	55-130	57-140	28-1199	27-1176	29-5062		
510	2009	510 TC510	25-1415	25-1420						22-1061	79-5001	79-5001			56-145	55-130	57-140	28-1199	27-1176	29-5062		
510	1988	510 TE510								22-1032												
510	1990	510 TE510	25-1147	25-1622						22-1032												
510	2004	510 TE510	25-1415	25-1420						22-1032	79-5001	79-5001	37-1124		56-149	55-135	57-138	28-1119	27-1148	29-5044		
510	2005	510 TE510	25-1415	25-1420						22-1032	79-5001	79-5001			56-149	55-135	57-138	28-1119	27-1147	29-5044		

APPLICATION			BEARING & SEAL KITS					CHAIN ROLLERS		SUSPENSION - SEALS & BUSHING KITS					SUSPENSION - BEARING & SEAL KITS						
Eng	Year	Model No	Front Wheel Bearing	Rear Wheel Bearing	Front Wheel Spacer Kit	Rear Wheel Spacer Kit	Crank Shaft Bearing Kit	Counter Shaft Seal Kit	Steering Bearing & Seal Kit	Lower Chain Roller	Upper Chain Roller	Rear Shock Seal Head Kit	Fork Bushing Kit	Fork Seal & Dust Seal Kit	Fork Seal Kit	Fork Dust Seal Kit	Swing Arm Bearing Kit	Swing Arm Linkage Kit	Lower Rear Shock Bearing Kit	Upper Rear Shock Bearing Kit	
HUSQVARNA CONTINUED																					
510	2006 - 07	TE510	25-1415	25-1420					22-1032	79-5001	79-5001										
510	2010	TE510	25-1415	25-1420					22-1061		79-5001		38-6068	56-147	55-132	57-105	28-1199	27-1176	29-5062		
510	1988	TX510							22-1032												
510	2008 - 09	TXC510	25-1415	25-1420					22-1061	79-5001	79-5001			56-145	55-130	57-140	28-1199	27-1176	29-5062		
510	2010	TXC510	25-1415	25-1420					22-1061		79-5001		38-6068	56-147	55-132	57-105	28-1199	27-1176	29-5062		
511	2012	TE TXC 511	25-1415	25-1420					22-1061		79-5001										
530	2009	SM530R	25-1415	25-1420					22-1061	79-5001	79-5001			56-145	55-130	57-140	28-1199	27-1176	29-5062		
570	2001	SMR570	25-1413	25-1101					22-1032	79-5001	79-5001	37-1124		56-149	55-135	57-138					
570	2002	SMR570	25-1417	25-1420					22-1032	79-5001	79-5001	37-1124		56-149	55-135	57-138					
570	2003	SMR570	25-1417	25-1420					22-1032	79-5001	79-5001	37-1124		56-149	55-135	57-138					
570	2004	SMR570							22-1032	79-5001	79-5001	37-1124		56-149	55-135	57-138					
570	2001	TC570	25-1415	25-1101					22-1061	79-5001	79-5001			56-149	55-135	57-138					
570	2002	TC570	25-1415	25-1420					22-1061	79-5001	79-5001			56-149	55-135	57-138					
570	2001	TE570	25-1413	25-1101					22-1032	79-5001	79-5001	37-1124		56-149	55-135	57-138					
570	2002	TE570	25-1414	25-1420					22-1032	79-5001	79-5001	37-1124		56-149	55-135	57-138					
570	2003	TE570	25-1417	25-1420					22-1032	79-5001	79-5001	37-1124		56-149	55-135	57-138					
570	2004	TE570							22-1032	79-5001	79-5001	37-1124		56-149	55-135	57-138					
610	2001	SM610	25-1413	25-1420					22-1032	79-5001	79-5001			56-149	55-135	57-138					
610	2006 - 07	SM610	25-1415	25-1420					22-1032	79-5001	79-5001			56-149	55-135	57-138					
610	2008	SM610	25-1415	25-1420					22-1061			37-1124		56-149	55-135	57-138					
610	1998	SM-E610	25-1417	25-1419						79-5001	79-5001										
610	1999	SM-E610	25-1417	25-1418						79-5001	79-5001			56-149	55-135	57-138					
610	2000 - 01	SM-E610	25-1413	25-1535						79-5001	79-5001			56-149	55-135	57-138					
610	2000	SMR610	25-1413	25-1420					22-1032	79-5001	79-5001			56-149	55-135	57-138					
610	2001	SMR610	25-1413	25-1420					22-1032	79-5001	79-5001			56-149	55-135	57-138					
610	1996 - 97	TC610	25-1417	25-1419						79-5001	79-5001			56-145	55-130	57-140					
610	1998	TC610	25-1417	25-1419					22-1032	79-5001	79-5001			56-145	55-130	57-140					
610	1999	TC610	25-1417	25-1418					22-1061	79-5001	79-5001			56-149	55-135	57-138					
610	2000	TC610	25-1413	25-1420					22-1061	79-5001	79-5001			56-149	55-135	57-138					
610	2001	TC610	25-1415	25-1420						79-5001	79-5001			56-149	55-135	57-138					
610	1996 - 97	TE610	25-1417	25-1419						79-5001	79-5001										
610	1998	TE610	25-1417	25-1419					22-1032	79-5001	79-5001			56-145	55-130	57-140		27-1162			
610	1999	TE610	25-1417	25-1418					22-1032	79-5001	79-5001			56-149	55-135	57-138					
610	2000	TE610	25-1413	25-1420					22-1032	79-5001	79-5001			56-149	55-135	57-138					
610	2001	TE610	25-1416	25-1420					22-1032	79-5001	79-5001			56-149	55-135	57-138					
610	2002 - 03	TE610	25-1417	25-1535						79-5001	79-5001			56-149	55-135	57-138					
610	2006 - 07	TE610	25-1415	25-1420					22-1032	79-5001	79-5001			56-149	55-135	57-138					
610	2008	TE610	25-1415	25-1420					22-1061			37-1124		56-149	55-135	57-138					
610	1999	TE-E610	25-1417	25-1535						79-5001	79-5001			56-149	55-135	57-138		27-1162	29-5044		
610	2000	TE-E610	25-1413	25-1535						79-5001	79-5001			56-149	55-135	57-138		27-1162	29-5044		
610	1993	WXC-WXE 610	25-1147	25-1622					22-1032		79-5001										
610	1994 - 95	WXC-WXE 610	25-1417	25-1622					22-1032		79-5001										
610	1991	WXE-WMX 610	25-1147	25-1622					22-1032												
630	2010	SMS630	25-1415	25-1420					22-1061			37-1124		56-149	55-135	57-138					
630	2011	SMS630	25-1415	25-1420					22-1061			37-1124		56-149	55-135	57-138					27-1148
630	2010	TE630	25-1415	25-1420					22-1061			37-1124		56-149	55-135	57-138					27-1148
630	2011	TE630	25-1415	25-1420					22-1061			37-1124		56-149	55-135	57-138					27-1148

KAWASAKI																						
50	2003 - 06	KDX50	25-1040	25-1040				24-1067														
60	1983 - 84	KX60	25-1165	25-1181	11-1023	11-1032	24-1006	25-4018	22-1040	79-5009	79-5009			56-106	55-103	57-124	28-1067					
60	1985 - 03	KX60	25-1165	25-1181	11-1023	11-1032	24-1006	25-4018	22-1040	79-5009	79-5009			56-106	55-103	57-124	28-1067	27-1059	29-5040			
65	2000 - 01	KX65	25-1181	25-1181	11-1024	11-1033	24-1006	25-4018	22-1022	79-5012	79-5009	37-1005		56-113	55-107	57-113	28-1067	27-1012	29-5022			
65	2002 - 04	KX65	25-1181	25-1181	11-1024	11-1033	24-1006	25-4018	22-1022	79-5012	79-5009	37-1005		56-113	55-107	57-113	28-1067	27-1011	29-5022			

APPLICATION

BEARING & SEAL KITS

CHAIN ROLLERS

SUSPENSION - SEALS & BUSHING KITS

SUSPENSION - BEARING & SEAL KITS

Eng	Year	Model No	BEARING & SEAL KITS							CHAIN ROLLERS		SUSPENSION - SEALS & BUSHING KITS					SUSPENSION - BEARING & SEAL KITS			
			Front Wheel Bearing	Rear Wheel Bearing	Front Wheel Spacer Kit	Rear Wheel Spacer Kit	Crank Shaft Bearing Kit	Counter Shaft Seal Kit	Steering Bearing & Seal Kit	Lower Chain Roller	Upper Chain Roller	Rear Shock Seal Head Kit	Fork Bushing Kit	Fork Seal & Dust Seal Kit	Fork Seal Kit	Fork Dust Seal Kit	Swing Arm Bearing Kit	Swing Arm Linkage Kit	Lower Rear Shock Bearing Kit	Upper Rear Shock Bearing Kit
KAWASAKI CONTINUED																				
65	2005-12	KX65	25-1181	25-1181	11-1024	11-1033	24-1006	25-4017	22-1022	79-5012	79-5009	37-1005		56-113	55-107	57-113	28-1067	27-1011	29-5022	
75	1971-80	KV75	25-1167	25-1167																
80	1975-87	KD80	25-1164	25-1292					22-1040					56-103	55-101	57-129				
80	1988-90	KD80	25-1167	25-1167					22-1040					56-101	55-101	57-126				
80	1980	KDX80	25-1165	25-1176										56-106	55-103	57-124				
80	1981	KDX80	25-1165	25-1176										56-106	55-103	57-124				
80	1982-83	KDX80	25-1165	25-1176			24-1006							56-106	55-103	57-124				
80	1984-88	KDX80	25-1165	25-1181			24-1006			79-5009	79-5009			56-106	55-103	57-124	28-1067	27-1110		
80	1979	KX80	25-1165	25-1176										56-106	55-103	57-124				
80	1980	KX80	25-1165	25-1176										56-106	55-103	57-124				
80	1981	KX80	25-1165	25-1176			24-1006							56-106	55-103	57-124				
80	1982	KX80	25-1165	25-1176			24-1006							56-106	55-103	57-124				
80	1983	KX80	25-1165	25-1181			24-1006	25-4018		79-5009	79-5009			56-114	55-107	57-131	28-1067	27-1110	29-5040	
80	1984	KX80	25-1166	25-1181		11-1034	24-1006	25-4018		79-5009	79-5009			56-112	55-106	57-125	28-1067	27-1110	29-5040	
80	1985	KX80	25-1166	25-1181			24-1006	25-4018		79-5009	79-5009			56-112	55-106	57-125	28-1067	27-1110	29-5040	
80	1986-87	KX80	25-1177	25-1179			24-1006	25-4018	22-1022	79-5009	79-5009	37-1012		56-117	55-108	57-130	28-1067			
80	1988	KX80	25-1177	25-1171			24-1006	25-4018	22-1022	79-5009	79-5009	37-1012		56-117	55-108	57-130	28-1067			
80	1989-90	KX80	25-1177	25-1171		11-1035	24-1006	25-4018	22-1022	79-5009	79-5009	37-1012		56-117	55-108	57-130	28-1067			
80	1991	KX80	25-1177	25-1171		11-1035	24-1006	25-4018	22-1022	79-5009	79-5009	37-1012		56-115	55-108	57-112	28-1067	27-1013	29-1002	
80	1992-97	KX80	25-1177	25-1171		11-1035	24-1006	25-4018	22-1022	79-5009	79-5009	37-1012		56-124	55-112	57-119	28-1067	27-1013	29-1002	
80	1998-00	KX80	25-1181	25-1033	11-1025	11-1036	24-1006	25-4018	22-1022	79-5009	79-5009	37-1012	38-6058	56-121	55-110	57-110	28-1067	27-1014	29-5022	29-1002
85	2001-04	KX85	25-1181	25-1033	11-1025	11-1036	24-1006	25-4018	22-1022	79-5012	79-5012	37-1012	38-6058	56-121	55-110	57-110	28-1067	27-1014	29-5022	29-1002
85	2005-12	KX85	25-1181	25-1033	11-1025	11-1036	24-1006	25-4017	22-1022	79-5012	79-5012	37-1012	38-6058	56-121	55-110	57-110	28-1067	27-1014	29-5022	29-1002
100	1976-79	KD100	25-1164	25-1292					22-1040					56-103	55-101	57-129				
100	1976-01	KE100	25-1164	25-1176					22-1040					56-105	55-102	57-123				
100	1976-79	KM100	25-1164	25-1292					22-1040					56-103	55-101	57-129				
100	1980-81	KM100	25-1164	25-1292					22-1040					56-103	55-101	57-129				
100	1995-96	KX100	25-1177	25-1171		11-1035	24-1006	25-4018	22-1022	79-5009	79-5009	37-1012	38-6058	56-121	55-110	57-110	28-1067	27-1013	29-1002	
100	1997	KX100	25-1177	25-1171	11-1025	11-1036	24-1006	25-4018	22-1022	79-5009	79-5009	37-1012	38-6058	56-121	55-110	57-110	28-1067	27-1013	29-1002	
100	1998-00	KX100	25-1181	25-1033	11-1025	11-1036	24-1006	25-4018	22-1022	79-5009	79-5009	37-1012	38-6058	56-121	55-110	57-110	28-1067	27-1014	29-5022	29-1002
100	2001-04	KX100	25-1181	25-1033	11-1025	11-1036	24-1006	25-4018	22-1022	79-5012	79-5012	37-1012	38-6058	56-121	55-110	57-110	28-1067	27-1014	29-5022	29-1002
100	2005-12	KX100	25-1181	25-1033	11-1025	11-1036	24-1006	25-4017	22-1022	79-5012	79-5012	37-1012	38-6058	56-121	55-110	57-110	28-1067	27-1014	29-5022	29-1002
110	2002-09	KLX110	25-1165	25-1400	11-1023	11-1037			22-1040					56-106	55-103	57-124	28-1173			
110	2010-12	KLX110, KLX110L	25-1165	25-1400	11-1023	11-1037			22-1063					56-106	55-103	57-124	28-1173			
125	1975-79	KD125	25-1178	25-1082											55-104					
125	1976	KE125	25-1183	25-1082											55-104					
125	1977-81	KE125	25-1183	25-1082											55-104					
125	1982-84	KE125	25-1183	25-1082											55-104					
125	2003-06	KLX125	25-1166	25-1517	11-1026	11-1038	24-1036		22-1006		79-5001			55-103			28-1121	27-1120	29-5024	
125	2003-06	KLX125L	25-1439	25-1517		11-1038	24-1036		22-1006		79-5001			55-103			28-1121	27-1120	29-5024	
125	1974-75	KX125	25-1183	25-1082											55-104					
125	1976	KX125	25-1183	25-1082											55-104					
125	1978-79	KX125	25-1177	25-1345					22-1022	79-5006	79-5006			56-120	55-109	57-120				
125	1980-81	KX125	25-1177	25-1055					22-1022	79-5006	79-5006			56-124	55-112	57-119				
125	1982	KX125	25-1194	25-1345					22-1004	79-5002	79-5002			56-128	55-116	57-118	28-1081			
125	1983	KX125	25-1194	25-1162					22-1004	79-5002	79-5002	37-1010		56-136	55-122	57-117	28-1080			
125	1984	KX125	25-1194	25-1162					22-1004	79-5001	79-5001	37-1010	38-6048	56-136	55-122	57-117	28-1082	27-1099	29-5040	
125	1985	KX125	25-1093	25-1192			24-1007		22-1004	79-5001	79-5001	37-1010	38-6048	56-136	55-122	57-117	28-1079	27-1105	29-5040	
125	1986	KX125	25-1093	25-1223			24-1007		22-1004	79-5001	79-5001	37-1010	38-6048	56-136	55-122	57-117	28-1080	27-1107	29-5040	
125	1987	KX125	25-1093	25-1223			24-1007		22-1004	79-5001	79-5001	37-1007	38-6048	56-136	55-122	57-117	28-1080	27-1070	29-5040	
125	1988	KX125	25-1093	25-1223			24-1008		22-1004	79-5001	79-5001	37-1003	38-6048	56-138	55-123	57-117	28-1080	27-1108	29-5041	
125	1989	KX125	25-1093	25-1223		11-1039	24-1008		22-1004	79-5001	79-5001	37-1003	38-6071	56-140	55-125	57-116	28-1080	27-1040	29-1002	29-1002
125	1990	KX125	25-1093	25-1223	11-1094	11-1040	24-1008		22-1004	79-5001	79-5001	37-1003	38-6070	56-129	55-117	57-107	28-1080	27-1040	29-1002	29-1002
125	1991	KX125	25-1093	25-1223	11-1094	11-1040	24-1008		22-1004	79-5001	79-5001	37-1003	38-6069	56-137	55-123	57-102	28-1080	27-1040	29-1002	29-1002

APPLICATION			BEARING & SEAL KITS					CHAIN ROLLERS		SUSPENSION - SEALS & BUSHING KITS					SUSPENSION - BEARING & SEAL KITS						
Eng	Year	Model No																			
			Front Wheel Bearing	Rear Wheel Bearing	Front Wheel Spacer Kit	Rear Wheel Spacer Kit	Crank Shaft Bearing Kit	Counter Shaft Seal Kit	Steering Bearing & Seal Kit	Lower Chain Roller	Upper Chain Roller	Rear Shock Seal Head Kit	Fork Bushing Kit	Fork Seal & Dust Seal Kit	Fork Seal Kit	Fork Dust Seal Kit	Swing Arm Bearing Kit	Swing Arm Linkage Kit	Lower Rear Shock Bearing Kit	Upper Rear Shock Bearing Kit	
KAWASAKI CONTINUED																					
125	1992	KX125	25-1093	25-1223	11-1094	11-1040	24-1008		22-1023	79-5001	79-5001	37-1003	38-6069	56-137	55-123	57-102	28-1066	27-1040	29-1002	29-1002	
125	1993	KX125	25-1079	25-1223	11-1027	11-1040	24-1008		22-1023	79-5001	79-5001	37-1002	38-6069	56-137	55-123	57-102	28-1066	27-1038	29-1002	29-1002	
125	1994 - 95	KX125	25-1079	25-1223	11-1027	11-1040	24-1008	25-4016	22-1023	79-5001	79-5001	37-1002	38-6069	56-137	55-123	57-102	28-1065	27-1036	29-1002	29-1002	
125	1996	KX125	25-1079	25-1223	11-1027	11-1040	24-1008	25-4016	22-1023	79-5001	79-5001	37-1002	38-6010	56-141	55-126	57-103	28-1043	27-1036	29-1002	29-1002	
125	1997	KX125	25-1079	25-1224	11-1027	11-1041	24-1008	25-4016	22-1023	79-5001	79-5001	37-1002	38-6010	56-141	55-126	57-103	28-1043	27-1036	29-1002	29-1002	
125	1998	KX125	25-1079	25-1224	11-1027	11-1041	24-1008	25-4016	22-1023	79-5001	79-5001	37-1002	38-6010	56-141	55-126	57-103	28-1042	27-1037	29-5022	29-1002	
125	1999	KX125	25-1079	25-1224	11-1028	11-1041	24-1008	25-4016	22-1023	79-5001	79-5001	37-1002	38-6010	56-141	55-126	57-103	28-1044	27-1018	29-5022	29-1002	
125	2000 - 01	KX125	25-1079	25-1224	11-1028	11-1041	24-1008	25-4016	22-1023	79-5001	79-5001	37-1004	38-6010	56-141	55-126	57-103	28-1044	27-1018	29-5022	29-1002	
125	2002	KX125	25-1079	25-1224	11-1028	11-1041	24-1008	25-4016	22-1023	79-5001	79-5001	37-1004	38-6066	56-147	55-132	57-105	28-1044	27-1018	29-5022	29-1002	
125	2003	KX125	25-1079	25-1406	11-1028	11-1042-1	24-1008	25-4016	22-1023	79-5001	79-5001	37-1004	38-6066	56-147	55-132	57-105	28-1044	27-1018	29-5022	29-1002	
125	2004 - 05	KX125	25-1079	25-1406	11-1029	11-1042-1	24-1008	25-4016	22-1023	79-5001	79-5001	37-1004	38-6067	56-147	55-132	57-105	28-1044	27-1117	29-5022	29-1002	
140	2008 - 12	KLX140/L	25-1581	25-1033			24-1048		22-1022								28-1194	27-1167	29-5022	29-1002	
175	1976 - 79	KD175	25-1178	25-1082																	
175	1980 - 82	KDX175	25-1184	25-1055					22-1022	79-5006	79-5006			56-120	55-109	57-120					
175	1980 - 83	KE175	25-1302	25-1085											55-108						
200	1983	KDX200	25-1143	25-1162			24-1044		22-1004	79-5002	79-5002	37-1010		56-124	55-112	57-119	28-1081				
200	1984	KDX200	25-1143	25-1162			24-1044		22-1004	79-5001	79-5001	37-1010		56-124	55-112	57-119	28-1081				
200	1985	KDX200	25-1143	25-1162			24-1044		22-1004	79-5001	79-5001	37-1010		56-124	55-112	57-119	28-1079				
200	1986	KDX200	25-1444	25-1192			24-1044		22-1004	79-5001	79-5001	37-1010	38-6048	56-136	55-122	57-117	28-1103				
200	1987 - 88	KDX200	25-1444	25-1192	11-1030		24-1044		22-1004	79-5001	79-5001	37-1010	38-6048	56-136	55-122	57-117	28-1103				
200	1989 - 90	KDX200	25-1444	25-1223	11-1030	11-1039	24-1044		22-1004	79-5001	79-5001	37-1007	38-6048	56-136	55-122	57-117	28-1080	27-1040	29-1002		
200	1991 - 92	KDX200	25-1444	25-1223	11-1030	11-1039	24-1045		22-1004	79-5001	79-5001	37-1007	38-6048	56-136	55-122	57-117	28-1080	27-1040	29-1002		
200	1993 - 94	KDX200	25-1444	25-1223	11-1030	11-1039	24-1045		22-1004	79-5001	79-5001	37-1007	38-6048	56-129	55-117	57-107	28-1080	27-1040	29-1002		
200	1995 - 06	KDX200	25-1444	25-1223	11-1030	11-1039	24-1045		22-1004	79-5001	79-5001	37-1007	38-6063	56-138	55-123	57-117	28-1064	27-1036	29-1002		
220	1997 - 05	KDX220	25-1444	25-1223	11-1030	11-1039	24-1045		22-1004	79-5001	79-5001	37-1007	38-6063	56-138	55-123	57-117	28-1064	27-1036	29-1002		
250	1980	KDX250	25-1147	25-1346			24-1009		22-1022	79-5006	79-5006			56-124	55-112	57-119					
250	1981 - 82	KDX250	25-1147	25-1346			24-1009		22-1004	79-5002	79-5002			56-124	55-112	57-119					
250	1983	KDX250	25-1143	25-1345			24-1009		22-1004	79-5002	79-5002			56-124	55-112	57-119	28-1081				
250	1984	KDX250	25-1143	25-1345			24-1009		22-1004	79-5001	79-5001			56-124	55-112	57-119	28-1081				
250	1991 - 94	KDX250	25-1444	25-1223	11-1030	11-1039	24-1010	25-4015	22-1004	79-5001	79-5001	37-1007	38-6064	56-137	55-123	57-102	28-1080	27-1040	29-1002		
250	1977 - 79	KE250	25-1147	25-1280										56-117	55-108	57-130					
250	2000 - 04	KL250 Super Sherpa	25-1143	25-1529			24-1059		22-1009				38-6011	56-120	55-109	57-120	28-1164	27-1144			
250	1985 - 05	KLR250	25-1195	25-1055			24-1042		22-1009				38-6065	56-120	55-109	57-120	28-1083				
250	1979 - 80	KLX250	25-1177	25-1053					22-1022	79-5006	79-5006			56-120	55-109	57-120					
250	1994	KLX250	25-1444	25-1223	11-1030	11-1039			22-1004	79-5001	79-5001	37-1007	38-6064	56-137	55-123	57-102	28-1080	27-1138	29-1002		
250	1995 - 96	KLX250	25-1444	25-1223	11-1030	11-1039			22-1004	79-5001	79-5001	37-1007	38-6064	56-137	55-123	57-102	28-1080	27-1123	29-1002		
250	2006 - 07	KLX250S	25-1444	25-1223	11-1030	11-1043	24-1059		22-1004	79-5001	79-5001	37-1007	38-6064	56-137	55-123	57-102	28-1080	27-1123	29-1002		
250	2009 - 12	KLX250S	25-1444	25-1223		11-1043	24-1059		22-1004	79-5001	79-5001		38-6064	56-137	55-123	57-102	28-1080	27-1123	29-1002		
250	2009 - 11	KLX250SF	25-1444	25-1223		11-1043	24-1059		22-1004	79-5001	79-5001		38-6064	56-137	55-123	57-102	28-1080	27-1123	29-1002		
250	1974 - 75	KX250	25-1173	25-1197					22-1022						55-109						
250	1976	KX250	25-1311	25-1280					22-1022						55-109						
250	1978	KX250	25-1147	25-1065					22-1022	79-5006	79-5006			56-120	55-109	57-120					
250	1979	KX250	25-1147	25-1065					22-1004	79-5006	79-5006			56-120	55-109	57-120					
250	1980 - 81	KX250	25-1147	25-1065			24-1009		22-1004	79-5006	79-5006			56-124	55-112	57-119					
250	1982	KX250	25-1142	25-1345			24-1009		22-1004	79-5002	79-5002			56-136	55-122	57-117	28-1081				
250	1983	KX250	25-1142	25-1345			24-1009		22-1004	79-5002	79-5002	37-1010	38-6048	56-136	55-122	57-117	28-1080				
250	1984	KX250	25-1194	25-1345			24-1009		22-1004	79-5001	79-5001	37-1010	38-6048	56-136	55-122	57-117	28-1082	27-1099	29-5040		
250	1985	KX250	25-1093	25-1193			24-1009		22-1004	79-5001	79-5001	37-1010	38-6048	56-136	55-122	57-117	28-1079	27-1106	29-5040		
250	1986	KX250	25-1093	25-1223			24-1009		22-1004	79-5001	79-5001	37-1002	38-6048	56-136	55-122	57-117	28-1080	27-1106	29-5040		
250	1987	KX250	25-1093	25-1223			24-1010		22-1004	79-5001	79-5001	37-1007	38-6048	56-136	55-122	57-117	28-1080	27-1070	29-5040		
250	1988	KX250	25-1093	25-1223			24-1010		22-1004	79-5001	79-5001	37-1003	38-6048	56-138	55-123	57-117	28-1080	27-1108	29-5041		
250	1989	KX250	25-1093	25-1223		11-1039	24-1010		22-1004	79-5001	79-5001	37-1003	38-6071	56-140	55-125	57-116	28-1080	27-1040	29-1002	29-1002	
250	1990	KX250	25-1093	25-1223	11-1094	11-1040	24-1010		22-1004	79-5001	79-5001	37-1003	38-6070	56-129	55-117	57-107	28-1080	27-1040	29-1002	29-1002	
250	1991	KX250	25-1093	25-1223	11-1094	11-1040	24-1010	25-4015	22-1004	79-5001	79-5001	37-1003	38-6069	56-137	55-123	57-102	28-1080	27-1040	29-1002	29-1002	

APPLICATION

BEARING & SEAL KITS

CHAIN ROLLERS

SUSPENSION - SEALS & BUSHING KITS

SUSPENSION - BEARING & SEAL KITS

Eng	Year	Model No	BEARING & SEAL KITS						CHAIN ROLLERS		SUSPENSION - SEALS & BUSHING KITS					SUSPENSION - BEARING & SEAL KITS			
			Front Wheel Bearing	Rear Wheel Bearing	Front Wheel Spacer Kit	Rear Wheel Spacer Kit	Crank Shaft Bearing Kit	Counter Shaft Seal Kit	Steering Bearing & Seal Kit	Lower Chain Roller	Upper Chain Roller	Rear Shock Seal Head Kit	Fork Bushing Kit	Fork Seal & Dust Seal Kit	Fork Seal Kit	Fork Dust Seal Kit	Swing Arm Bearing Kit	Swing Arm Linkage Kit	Lower Rear Shock Bearing Kit

KAWASAKI CONTINUED

250	1992	KX250	25-1093	25-1223	11-1094	11-1040	24-1010	25-4015	22-1023	79-5001	79-5001	37-1003	38-6069	56-137	55-123	57-102	28-1066	27-1040	29-1002	29-1002
250	1993	KX250	25-1079	25-1223	11-1027	11-1040	24-1010	25-4015	22-1023	79-5001	79-5001	37-1002	38-6069	56-137	55-123	57-102	28-1066	27-1038	29-1002	29-1002
250	1994 - 95	KX250	25-1079	25-1223	11-1027	11-1040	24-1010	25-4015	22-1023	79-5001	79-5001	37-1002	38-6069	56-137	55-123	57-102	28-1065	27-1036	29-1002	29-1002
250	1996	KX250	25-1079	25-1223	11-1027	11-1040	24-1010	25-4015	22-1023	79-5001	79-5001	37-1002	38-6010	56-141	55-126	57-103	28-1043	27-1036	29-1002	29-1002
250	1997	KX250	25-1079	25-1224	11-1027	11-1041	24-1010	25-4015	22-1023	79-5001	79-5001	37-1002	38-6010	56-141	55-126	57-103	28-1043	27-1036	29-1002	29-1002
250	1998	KX250	25-1079	25-1224	11-1027	11-1041	24-1010	25-4015	22-1023	79-5001	79-5001	37-1002	38-6010	56-141	55-126	57-103	28-1042	27-1037	29-5022	29-1002
250	1999	KX250	25-1079	25-1224	11-1028	11-1041	24-1010	25-4015	22-1023	79-5001	79-5001	37-1002	38-6010	56-141	55-126	57-103	28-1044	27-1018	29-5022	29-1002
250	2000 - 01	KX250	25-1079	25-1224	11-1028	11-1041	24-1010	25-4015	22-1023	79-5001	79-5001	37-1004	38-6010	56-141	55-126	57-103	28-1044	27-1018	29-5022	29-1002
250	2002	KX250	25-1079	25-1224	11-1028	11-1041	24-1047	25-4015	22-1023	79-5001	79-5001	37-1004	38-6066	56-147	55-132	57-105	28-1044	27-1018	29-5022	29-1002
250	2003	KX250	25-1079	25-1406	11-1028	11-1042-1	24-1047	25-4015	22-1023	79-5001	79-5001	37-1004	38-6066	56-147	55-132	57-105	28-1044	27-1018	29-5022	29-1002
250	2004 - 05	KX250	25-1079	25-1406	11-1029	11-1042-1	24-1047	25-4015	22-1023	79-5001	79-5001	37-1004	38-6067	56-147	55-132	57-105	28-1044	27-1117	29-5022	29-1002
250	2006 - 07	KX250	25-1079	25-1406	11-1031	11-1042-1	24-1047	25-4015	22-1023	79-5001	79-5001	37-1004	38-6067	56-147	55-132	57-105	28-1044	27-1117	29-5022	29-1002
250	2004 - 05	KX250F	25-1079	25-1406	11-1029	11-1042-1	24-1081	25-4013	22-1023	79-5001	79-5001	37-1004	38-6067	56-147	55-132	57-105	28-1115	27-1117	29-5022	29-1002
250	2006	KX250F	25-1079	25-1406	11-1031	11-1042-1		25-4012	22-1023	79-5001	79-5001	37-1126	38-6015	56-142	55-127	57-100	28-1156	27-1137	29-5022	29-1002
250	2007 - 12	KX250F	25-1079	25-1406	11-1031	11-1042-1		25-4012	22-1023	79-5014	79-5014	37-1126	38-6015	56-142	55-127	57-100	28-1156	27-1137	29-5022	29-1002
300	1997 - 07	KLX300(R)	25-1444	25-1223	11-1030	11-1043	24-1059		22-1004	79-5001	79-5001	37-1007	38-6064	56-137	55-123	57-102	28-1080	27-1123	29-1002	
400	1979 - 80	KDX400	25-1147	25-1346					22-1022	79-5006	79-5006			56-124	55-112	57-119				
400	2003	KLX400	25-1079	25-1117					22-1013	79-5001	79-5002	37-1001	38-6037	56-144	55-129	57-104	28-1047	27-1043	29-5024	
400	1975 - 76	KX400	25-1451	25-1280					22-1022						55-109					
420	1981	KDX420	25-1147	25-1346					22-1004	79-5006	79-5006			56-124	55-112	57-119				
420	1980	KX420	25-1147	25-1346					22-1004	79-5006	79-5006			56-124	55-112	57-119				
420	1981	KX420	25-1147	25-1346					22-1004	79-5006	79-5006			56-124	55-112	57-119				
450	1982	KDX450	25-1147	25-1346					22-1004	79-5006				56-124	55-112	57-119				
450	2008 - 09	KLX450R	25-1079	25-1406	11-1098	11-1042-1		25-4011	22-1023	79-5014	79-5014	37-1004	38-6068	56-147	55-132	57-105	28-1156	27-1137	29-5022	29-1002
450	2006	KX450F	25-1079	25-1406	11-1031	11-1042-1		25-4011	22-1023	79-5001	79-5001	37-1004	38-6068	56-147	55-132	57-105	28-1156	27-1137	29-5022	29-1002
450	2007	KX450F	25-1079	25-1406	11-1031	11-1042-1		25-4011	22-1023	79-5014	79-5014	37-1004	38-6068	56-147	55-132	57-105	28-1156	27-1137	29-5022	29-1002
450	2008	KX450F	25-1079	25-1406	11-1031	11-1042-1		25-4011	22-1023	79-5014	79-5014	37-1004	38-6075	56-147	55-132	57-105	28-1156	27-1137	29-5022	29-1002
450	2009 - 12	KX450F	25-1079	25-1406	11-1031	11-1042-1		25-4011	22-1023	79-5014	79-5014	37-1001	38-6075	56-147	55-132	57-105	28-1156	27-1137	29-5022	29-1002
500	1983	KX500	25-1194	25-1345			24-1011		22-1004	79-5001	79-5002	37-1010	38-6048	56-136	55-122	57-117	28-1080			
500	1984	KX500	25-1194	25-1345			24-1011		22-1004	79-5001	79-5001	37-1010	38-6048	56-136	55-122	57-117	28-1082	27-1099	29-5040	
500	1985	KX500	25-1093	25-1193			24-1011		22-1004	79-5001	79-5001	37-1010	38-6048	56-136	55-122	57-117	28-1079	27-1106	29-5040	
500	1986	KX500	25-1093	25-1223			24-1011		22-1004	79-5001	79-5001	37-1002	38-6048	56-136	55-122	57-117	28-1080	27-1106	29-5040	
500	1987	KX500	25-1093	25-1223			24-1011		22-1004	79-5001	79-5001	37-1007	38-6048	56-136	55-122	57-117	28-1080	27-1070	29-5040	
500	1988	KX500	25-1093	25-1223			24-1011		22-1004	79-5001	79-5001	37-1003	38-6048	56-138	55-123	57-117	28-1080	27-1108	29-5041	
500	1989	KX500	25-1093	25-1223		11-1039	24-1011		22-1004	79-5001	79-5001	37-1003	38-6071	56-140	55-125	57-116	28-1080	27-1040	29-1002	29-1002
500	1990	KX500	25-1093	25-1223	11-1094	11-1040	24-1011		22-1004	79-5001	79-5001	37-1003	38-6070	56-129	55-117	57-107	28-1080	27-1040	29-1002	29-1002
500	1991 - 93	KX500	25-1093	25-1223	11-1094	11-1040	24-1011		22-1004	79-5001	79-5001	37-1003	38-6069	56-137	55-123	57-102	28-1080	27-1040	29-1002	29-1002
500	1994 - 96	KX500	25-1079	25-1224	11-1027	11-1040	24-1011		22-1004	79-5001	79-5001	37-1002	38-6069	56-137	55-123	57-102	28-1080	27-1040	29-1002	29-1002
500	1997 - 04	KX500	25-1079	25-1224	11-1027	11-1041	24-1011		22-1004	79-5001	79-5001	37-1002	38-6010	56-141	55-126	57-103	28-1080	27-1040	29-1002	29-1002
600	1984 - 86	KL600	25-1142	25-1055					22-1009					56-124	55-112	57-119	28-1083			
650	1987 - 91	KL650 A (KLR)	25-1195	25-1056					22-1009					56-124	55-112	57-119	28-1120			
650	1992 - 07	KL650 A (KLR)	25-1195	25-1056					22-1009			37-1010		56-124	55-112	57-119	28-1120			
650	1990 - 91	KL650 B (KLR)	25-1142	25-1056					22-1009					56-124	55-112	57-119	28-1120			
650	2008 - 12	KL650 E (KLR)	25-1195	25-1056					22-1009			37-1010		56-129	55-117	57-107	28-1120			
650	1993 - 96	KLX650 C	25-1444	25-1099	11-1030				22-1004			37-1007	38-6064	56-137	55-123	57-102	28-1065			
650	1996	KLX650D1	25-1444	25-1223	11-1030	11-1043			22-1004				38-6064	56-137	55-123	57-102	28-1065			
650	1993 - 95	KLX650R	25-1444	25-1223	11-1030	11-1039			22-1004			37-1007	38-6064	56-137	55-123	57-102	28-1065			
650	1996	KLX650R	25-1444	25-1223	11-1030	11-1043			22-1004			37-1007	38-6064	56-137	55-123	57-102	28-1065			



















KTM

50	2010 - 11	50 SX	25-1143	25-1143			24-1099		22-1047					56-154	55-115	57-142	28-1129			
50	2012	50 SX	25-1135	25-1143			24-1099		22-1047								28-1129			
50	2001	JR ADV 50	25-1009	25-1009			24-1100							56-127	55-115	57-135	28-1169			
50	2002 - 03	JR ADV 50	25-1009	25-1009			24-1101							56-154	55-115	57-142	28-1169			

APPLICATION **BEARING & SEAL KITS** **CHAIN ROLLERS** **SUSPENSION - SEALS & BUSHING KITS** **SUSPENSION - BEARING & SEAL KITS**

Eng	Year	Model No	Front Wheel Bearing		Rear Wheel Bearing		Front Wheel Spacer Kit	Rear Wheel Spacer Kit	Crank Shaft Bearing Kit	Counter Shaft Seal Kit	Steering Bearing & Seal Kit	Lower Chain Roller	Upper Chain Roller	Rear Shock Seal Head Kit	Fork Bushing Kit	Fork Seal & Dust Seal Kit	Fork Seal Kit	Fork Dust Seal Kit	Swing Arm Bearing Kit	Swing Arm Linkage Kit	Lower Rear Shock Bearing Kit	Upper Rear Shock Bearing Kit
			Front Wheel Bearing	Rear Wheel Bearing	Front Wheel Bearing	Rear Wheel Bearing																

KTM CONTINUED																						
50	1997 - 00	MINI ADV 50	25-1009	25-1009					24-1100													
50	2002 - 07	MINI ADV 50	25-1009	25-1009					24-1101													
50	2006	SM 50	25-1143	25-1143					24-1101		22-1047											
50	2002 - 03	SR ADV 50	25-1009	25-1009					24-1101													
50	2004 - 07	SR ADV 50	25-1143	25-1009					24-1101													
50	2008	SX 50 Mini	25-1143	25-1009					24-1101													
50	2009 - 11	SX 50 Mini	25-1143	25-1143					24-1099		22-1047											
50	2012	SX 50 Mini	25-1135	25-1143					24-1099		22-1047											
50	1998 - 01	SX PRO JR 50	25-1009	25-1009					24-1100													
50	2002 - 08	SX PRO JR 50	25-1143	25-1009					24-1101													
50	2009	SX PRO JR 50	25-1143	25-1143					24-1099		22-1047											
50	1998 - 99	SX PRO SR 50	25-1009	25-1009					24-1100													
50	2002 - 03	SX PRO SR 50	25-1143	25-1009					24-1101													
50	2004	SX PRO SR 50	25-1143	25-1143					24-1101													
50	2005 - 08	SX PRO SR 50	25-1143	25-1143					24-1101		22-1047											
50	2000	SX SR 50	25-1009	25-1009					24-1100													
50	1997	SXR PRO JR 50	25-1009	25-1009					24-1100													
50	1997	SXR PRO SR 50	25-1009	25-1009					24-1100													
60	1998 - 00	SX 60	25-1135	25-1348					24-1102	25-4007	22-1047											
65	1998 - 99	SX 65	25-1135	25-1348					24-1102	25-4007	22-1047											
65	2000 - 01	SX 65	25-1135	25-1345					24-1102	25-4007	22-1047											
65	2002 - 08	SX 65	25-1135	25-1345					24-1102	25-4007	22-1047											
65	2009 - 11	SX 65	25-1135	25-1345					24-1103	25-4006	22-1047											
65	2012	SX 65	25-1135	25-1345					24-1103	25-4006	22-1047											
65	2008	XC 65	25-1135	25-1345					24-1102	25-4007	22-1047											
65	2009	XC 65	25-1135	25-1345					24-1103	25-4006	22-1047											
85	2003	SX 85	25-1063	25-1273	11-1083	11-1084-1				25-4005	22-1047											
85	2004 - 12	SX 85	25-1063	25-1273	11-1083	11-1084-1				25-4005	22-1047											
85	2008 - 09	XC 85	25-1063	25-1273	11-1083	11-1084-1				25-4005	22-1047										29-5059	29-5059
105	2006 - 11	SX 105	25-1063	25-1273	11-1083	11-1084-1				25-4005	22-1047											
105	2008 - 09	XC 105	25-1063	25-1273	11-1083	11-1084-1				25-4005	22-1047											
125	1993 - 95	EGS 125	25-1061	25-1273	11-1085	11-1084-1					22-1026	79-5003	79-5003									
125	1996 - 97	EGS 125	25-1061	25-1273	11-1085	11-1084-1					22-1026	79-5003	79-5003									
125	1998	EGS 125	25-1061	25-1273	11-1085	11-1084-1			24-1097		22-1026	79-5003	79-5003									
125	1999	EGS 125	25-1061	25-1273	11-1085	11-1084-1			24-1097		22-1026	79-5003	79-5003	37-1119								
125	1993 - 95	EXC 125	25-1061	25-1273	11-1085	11-1084-1					22-1026	79-5003	79-5003									
125	1996 - 97	EXC 125	25-1061	25-1273	11-1085	11-1084-1					22-1026	79-5003	79-5003									
125	1998	EXC 125	25-1061	25-1273	11-1085	11-1084-1			24-1097		22-1026	79-5003	79-5003									
125	1999	EXC 125	25-1061	25-1273	11-1085	11-1084-1			24-1097		22-1026	79-5003	79-5003	37-1119								
125	2000 - 01	EXC 125	25-1080	25-1273	11-1088	11-1084-1			24-1097		22-1026	79-5003	79-5003	37-1119	38-6053							
125	2002	EXC 125	25-1080	25-1273	11-1088	11-1084-1			24-1097		22-1026	79-5003	79-5003	37-1119		43mm use 2001	48mm use 2003					
125	2003	EXC 125	25-1402	25-1273	11-1087	11-1084-1			24-1097		22-1026	79-5003	79-5003	37-1119	38-6077	56-146	55-131	57-105				
125	2004	EXC 125	25-1402	25-1273	11-1087	11-1084-1			24-1097		22-1026	79-5003	79-5003	37-1119	38-6077	56-146	55-131	57-105				
125	2005	EXC 125	25-1402	25-1273	11-1087	11-1084-1			24-1097		22-1026	79-5003	79-5003	37-1119	38-6054	56-146	55-131	57-105				
125	2006 - 08	EXC 125	25-1402	25-1273	11-1087	11-1084-1			24-1097		22-1026	79-5003	79-5003	37-1119	38-6054	56-146	55-131	57-105				
125	2009	EXC 125	25-1402	25-1273	11-1087	11-1084-1			24-1097		22-1026	79-5003	79-5003	37-1119	38-6054	56-146	55-131	57-105				
125	2000 - 01	EXE 125	25-1080	25-1273	11-1088	11-1084-1			24-1097		22-1026	79-5003	79-5003	37-1119		56-126	55-114	57-137				
125	1993	SX 125	25-1063	25-1273		11-1084-1					22-1026	79-5003	79-5003									
125	1994 - 95	SX 125	25-1063	25-1273	11-1086	11-1084-1					22-1026	79-5003	79-5003									
125	1996 - 97	SX 125	25-1063	25-1273	11-1086	11-1084-1					22-1026	79-5003	79-5003									
125	1998	SX 125	25-1063	25-1273	11-1086	11-1084-1			24-1097	25-4001	22-1026	79-5003	79-5003									
125	1999	SX 125	25-1063	25-1273	11-1086	11-1084-1			24-1097	25-4001	22-1026	79-5003	79-5003	37-1119								
125	2000 - 01	SX 125	25-1081	25-1273	11-1089	11-1084-1			24-1097	25-4001	22-1026	79-5003	79-5003	37-1119	38-6053	56-148	55-134	57-106				
125	2002	SX 125	25-1081	25-1273	11-1089	11-1084-1			24-1097	25-4001	22-1026	79-5003	79-5003	37-1119		43mm use 2001	48mm use 2003					

APPLICATION			BEARING & SEAL KITS							CHAIN ROLLERS		SUSPENSION - SEALS & BUSHING KITS					SUSPENSION - BEARING & SEAL KITS			
Eng	Year	Model No																		
			Front Wheel Bearing	Rear Wheel Bearing	Front Wheel Spacer Kit	Rear Wheel Spacer Kit	Crank Shaft Bearing Kit	Counter Shaft Seal Kit	Steering Bearing & Seal Kit	Lower Chain Roller	Upper Chain Roller	Rear Shock Seal Head Kit	Fork Bushing Kit	Fork Seal & Dust Seal Kit	Fork Seal Kit	Fork Dust Seal Kit	Swing Arm Bearing Kit	Swing Arm Linkage Kit	Lower Rear Shock Bearing Kit	Upper Rear Shock Bearing Kit
KTM CONTINUED																				
125	2003	SX 125	25-1402	25-1273	11-1087	11-1084-1	24-1097	25-4001	22-1026	79-5003	79-5003	37-1119	38-6077	56-146	55-131	57-105	28-1088		27-1089	29-5059
125	2004	SX 125	25-1402	25-1273	11-1087	11-1084-1	24-1097	25-4001	22-1026	79-5003	79-5003	37-1119	38-6077	56-146	55-131	57-105	28-1168		27-1089	29-5059
125	2005	SX 125	25-1402	25-1273	11-1087	11-1084-1	24-1097	25-4001	22-1026	79-5003	79-5003	37-1119	38-6054	56-146	55-131	57-105	28-1168		27-1089	29-5059
125	2006 - 07	SX 125	25-1402	25-1273	11-1087	11-1084-1	24-1097	25-4001	22-1026		79-5003	37-1119	38-6054	56-146	55-131	57-105	28-1168		27-1089	29-5059
125	2008	SX 125	25-1402	25-1273	11-1087	11-1084-1	24-1097	25-4001	22-1026			37-1119	38-6073	56-146	55-131	57-105	28-1168		27-1089	29-5059
125	2012	SX 125	25-1402	25-1273	11-1087	11-1084-1	24-1097	25-4001	22-1026			37-1127	38-6073	56-146	55-131	57-105	28-1168	27-1180	29-5066	29-5059
125	2004	SXS 125	25-1402	25-1273	11-1087	11-1084-1	24-1097	25-4001	22-1026	79-5003	79-5003	37-1119	38-6077	56-146	55-131	57-105	28-1168		27-1089	29-5059
144	2007 - 08	SX 144	25-1402	25-1273	11-1087	11-1084-1	24-1097	25-4001	22-1026			37-1119	38-6073	56-146	55-131	57-105	28-1168		27-1089	29-5059
150	2009 - 11	SX 150	25-1402	25-1273	11-1087	11-1084-1	24-1097	25-4001	22-1026			37-1119	38-6073	56-146	55-131	57-105	28-1168		27-1089	29-5059
150	2012	SX 150	25-1402	25-1273	11-1087	11-1084-1	24-1097	25-4001	22-1026			37-1127	38-6082	56-146	55-131	57-105	28-1168	27-1180	29-5066	29-5059
150	2010 - 11	XC 150	25-1402	25-1273	11-1087	11-1084-1	24-1097	25-4001	22-1026			37-1119	38-6073	56-146	55-131	57-105	28-1168		27-1089	29-5059
150	2012	XC 150	25-1402	25-1273	11-1087	11-1084-1	24-1097	25-4001	22-1026			37-1127	38-6082	56-146	55-131	57-105	28-1168	27-1180	29-5066	29-5059
200	1998	EGS 200	25-1061	25-1273	11-1085	11-1084-1	24-1097	25-4004	22-1026	79-5003	79-5003			56-149	55-135	57-138	28-1088		27-1089	
200	1999	EGS 200	25-1061	25-1273	11-1085	11-1084-1	24-1097	25-4004	22-1026	79-5003	79-5003	37-1119		56-149	55-135	57-138	28-1088		27-1089	
200	1998	EXC 200	25-1061	25-1273	11-1085	11-1084-1	24-1097	25-4001	22-1026	79-5003	79-5003			56-149	55-135	57-138	28-1088		27-1089	
200	1999	EXC 200	25-1061	25-1273	11-1085	11-1084-1	24-1097	25-4001	22-1026	79-5003	79-5003	37-1119		56-149	55-135	57-138	28-1088		27-1089	
200	2000 - 01	EXC 200	25-1080	25-1273	11-1088	11-1084-1	24-1097	25-4001	22-1026	79-5003	79-5003	37-1119	38-6053	56-126	55-114	57-137	28-1088		27-1089	
200	2002	EXC 200	25-1080	25-1273	11-1088	11-1084-1	24-1097	25-4001	22-1026	79-5003	79-5003	37-1119		43mm use 2001 48mm use 2003		28-1088		27-1089	29-5059	
200	2003	EXC 200	25-1402	25-1273	11-1087	11-1084-1	24-1097	25-4001	22-1026	79-5003	79-5003	37-1119	38-6077	56-146	55-131	57-105	28-1088		27-1089	29-5059
200	2004	EXC 200	25-1402	25-1273	11-1087	11-1084-1	24-1097	25-4001	22-1026	79-5003	79-5003	37-1119	38-6077	56-146	55-131	57-105	28-1168		27-1089	29-5059
200	2005	EXC 200	25-1402	25-1273	11-1087	11-1084-1	24-1097	25-4001	22-1026	79-5003	79-5003	37-1119	38-6054	56-146	55-131	57-105	28-1168		27-1089	29-5059
200	1998	MXC 200	25-1061	25-1273	11-1091	11-1084-1	24-1097	25-4001	22-1026	79-5003	79-5003			56-149	55-135	57-138	28-1088		27-1089	
200	1999	MXC 200	25-1061	25-1273	11-1091	11-1084-1	24-1097	25-4001	22-1026	79-5003	79-5003	37-1119		56-149	55-135	57-138	28-1088		27-1089	
200	2000 - 01	MXC 200	25-1080	25-1273	11-1090	11-1084-1	24-1097	25-4001	22-1026	79-5003	79-5003	37-1119	38-6053	56-126	55-114	57-137	28-1088		27-1089	
200	2002	MXC 200	25-1080	25-1273	11-1090	11-1084-1	24-1097	25-4001	22-1026	79-5003	79-5003	37-1119		43mm use 2001 48mm use 2003		28-1088		27-1089	29-5059	
200	2003	MXC 200	25-1402	25-1273	11-1087	11-1084-1	24-1097	25-4001	22-1026	79-5003	79-5003	37-1119	38-6077	56-146	55-131	57-105	28-1088		27-1089	29-5059
200	2000 - 01	SX 200	25-1081	25-1273	11-1089	11-1084-1	24-1097		22-1026	79-5003	79-5003	37-1119	38-6053	56-126	55-114	57-137	28-1088		27-1089	
200	2002	SX 200	25-1081	25-1273	11-1089	11-1084-1	24-1097		22-1026	79-5003	79-5003	37-1119	38-6053	56-126	55-114	57-137	28-1088		27-1089	29-5059
200	2003	SX 200	25-1402	25-1273	11-1087	11-1084-1	24-1097	25-4001	22-1026	79-5003	79-5003	37-1119	38-6077	56-146	55-131	57-105	28-1088		27-1089	29-5059
200	2004	SX 200	25-1402	25-1273	11-1087	11-1084-1	24-1097	25-4001	22-1026	79-5003	79-5003	37-1119	38-6077	56-146	55-131	57-105	28-1168		27-1089	29-5059
200	2006 - 07	XC 200	25-1402	25-1273	11-1087	11-1084-1	24-1097	25-4001	22-1026	79-5003	79-5003	37-1119	38-6054	56-146	55-131	57-105	28-1168		27-1089	29-5059
200	2008 - 09	XC 200	25-1402	25-1273	11-1087	11-1084-1	24-1097	25-4001	22-1026			37-1119	38-6073	56-146	55-131	57-105	28-1168		27-1089	29-5059
200	2006 - 07	XC-W 200	25-1402	25-1273	11-1087	11-1084-1	24-1097	25-4001	22-1026		79-5003	37-1119	38-6054	56-146	55-131	57-105	28-1168		27-1089	29-5059
200	2008	XC-W 200	25-1402	25-1273	11-1087	11-1084-1	24-1097	25-4001	22-1026			37-1119	38-6073	56-146	55-131	57-105	28-1168		27-1089	29-5059
200	2009 - 12	XC-W 200	25-1402	25-1273	11-1087	11-1084-1	24-1097	25-4001	22-1026			37-1119	38-6074	56-146	55-131	57-105	28-1168		27-1089	29-5059
250	1994	EGS 250	25-1061	25-1273	11-1085	11-1084-1		25-4004	22-1026	79-5003				56-149	55-135	57-138	28-1087	27-1130	29-1024	
250	1995	EGS 250	25-1061	25-1273	11-1085	11-1084-1		25-4004	22-1026	79-5003	79-5003			56-149	55-135	57-138	28-1087	27-1130	29-1024	
250	1996	EGS 250	25-1061	25-1273	11-1085	11-1084-1		25-4004	22-1026	79-5003	79-5003			56-149	55-135	57-138	28-1088	27-1130	29-1024	
250	1997	EGS 250	25-1061	25-1273	11-1085	11-1084-1		25-4004	22-1026	79-5003	79-5003			56-145	55-130	57-140	28-1088	27-1130	29-1024	
250	1998	EGS 250	25-1061	25-1273	11-1085	11-1084-1		25-4004	22-1026	79-5003	79-5003			56-148	55-134	57-106	28-1088		27-1089	
250	1999	EGS 250	25-1061	25-1273	11-1085	11-1084-1		25-4004	22-1026	79-5003	79-5003	37-1119		56-148	55-134	57-106	28-1088		27-1089	
250	1994	EXC 250	25-1061	25-1273	11-1085	11-1084-1		25-4004	22-1026	79-5003	79-5003			56-148	55-134	57-106	28-1088		27-1089	
250	1995 - 96	EXC 250	25-1061	25-1273	11-1085	11-1084-1		25-4004	22-1026	79-5003	79-5003			56-149	55-135	57-138	28-1088	27-1130	29-1024	
250	1997	EXC 250	25-1061	25-1273	11-1085	11-1084-1		25-4004	22-1026	79-5003	79-5003			56-145	55-130	57-140	28-1088	27-1130	29-1024	
250	1998	EXC 250	25-1061	25-1273	11-1085	11-1084-1		25-4004	22-1026	79-5003	79-5003			56-148	55-134	57-106	28-1088		27-1089	

APPLICATION **BEARING & SEAL KITS** **CHAIN ROLLERS** **SUSPENSION - SEALS & BUSHING KITS** **SUSPENSION - BEARING & SEAL KITS**

Eng	Year	Model No	BEARING & SEAL KITS		BEARING & SEAL KITS			CHAIN ROLLERS		SUSPENSION - SEALS & BUSHING KITS					SUSPENSION - BEARING & SEAL KITS			
			Front Wheel Bearing	Rear Wheel Bearing	Front Wheel Spacer Kit	Rear Wheel Spacer Kit	Crank Shaft Bearing Kit	Counter Shaft Seal Kit	Steering Bearing & Seal Kit	Lower Chain Roller	Upper Chain Roller	Rear Shock Seal Head Kit	Fork Bushing Kit	Fork Seal & Dust Seal Kit	Fork Seal Kit	Fork Dust Seal Kit	Swing Arm Bearing Kit	Swing Arm Linkage Kit

KTM CONTINUED																				
250	2000 - 01	MXC 250	25-1080	25-1273	11-1090	11-1084-1		25-4004	22-1026	79-5003	79-5003	37-1119		56-126	55-114	57-137	28-1088		27-1089	
250	1994	SX 250	25-1063	25-1273	11-1086	11-1084-1		25-4004	22-1026	79-5003	79-5003						28-1087	27-1130	29-1024	
250	1995	SX 250	25-1063	25-1273	11-1086	11-1084-1		25-4004	22-1026	79-5003	79-5003						28-1087	27-1130	29-1024	
250	1996	SX 250	25-1063	25-1273	11-1086	11-1084-1		25-4004	22-1026	79-5003	79-5003			56-149	55-135	57-138	28-1088	27-1130	29-1024	
250	1997	SX 250	25-1063	25-1273	11-1086	11-1084-1		25-4004	22-1026	79-5003	79-5003			56-145	55-130	57-140	28-1088	27-1130	29-1024	
250	1998	SX 250	25-1063	25-1273	11-1086	11-1084-1		25-4004	22-1026	79-5003	79-5003			56-148	55-134	57-106	28-1088		27-1089	
250	1999	SX 250	25-1063	25-1273	11-1086	11-1084-1		25-4004	22-1026	79-5003	79-5003			56-148	55-134	57-106	28-1088		27-1089	
250	2000 - 01	SX 250	25-1081	25-1273	11-1089	11-1084-1		25-4004	22-1026	79-5003	79-5003	37-1119	38-6053	56-126	55-114	57-137	28-1088		27-1089	
250	2002	SX 250	25-1081	25-1273	11-1089	11-1084-1		25-4004	22-1026	79-5003	79-5003	37-1119		43mm use 2001 48mm use 2003		28-1088		27-1089	29-5059	
250	2003 - 04	SX 250	25-1402	25-1273	11-1087	11-1084-1	24-1098	25-4003	22-1026		79-5003	37-1119	38-6077	56-146	55-131	57-105	28-1168		27-1089	29-5059
250	2005 - 07	SX 250	25-1402	25-1273	11-1087	11-1084-1	24-1098	25-4003	22-1026		79-5003	37-1119	38-6054	56-146	55-131	57-105	28-1168		27-1089	29-5059
250	2008 - 11	SX 250	25-1402	25-1273	11-1087	11-1084-1	24-1098	25-4003	22-1026			37-1119	38-6073	56-146	55-131	57-105	28-1168		27-1089	29-5059
250	2012	SX 250	25-1402	25-1273	11-1087	11-1084-1	24-1098	25-4003	22-1026			37-1127	38-6082	56-146	55-131	57-105	28-1168	27-1180	29-5066	29-5059
250	2005 - 07	SX-F 250	25-1402	25-1273	11-1087	11-1084-1	24-1105	25-4001	22-1026		79-5003	37-1119	38-6054	56-146	55-131	57-105	28-1168		27-1089	29-5059
250	2008 - 10	SX-F 250	25-1402	25-1273	11-1087	11-1084-1	24-1105	25-4001	22-1026			37-1119	38-6073	56-146	55-131	57-105	28-1168		27-1089	29-5059
250	2011	SX-F 250	25-1402	25-1273	11-1087	11-1084-1	24-1105	25-4001	22-1026			37-1127	38-6073	56-146	55-131	57-105	28-1168	27-1180	29-5066	29-5059
250	2012	SX-F 250	25-1402	25-1273	11-1087	11-1084-1	24-1105	25-4001	22-1026			37-1127	38-6082	56-146	55-131	57-105	28-1168	27-1180	29-5066	29-5059
250	2001	SXS 250	25-1081	25-1273	11-1089	11-1084-1		25-4004	22-1026	79-5003	79-5003	37-1119	38-6053	56-126	55-114	57-137	28-1088		27-1089	
250	2003 - 07	SXS 250	25-1402	25-1273	11-1087	11-1084-1	24-1098	25-4003	22-1026		79-5003	37-1119	38-6077	56-146	55-131	57-105	28-1168		27-1089	29-5059
250	2006 - 07	XC 250	25-1402	25-1273	11-1087	11-1084-1	24-1098	25-4003	22-1026		79-5003	37-1119	38-6054	56-146	55-131	57-105	28-1168		27-1089	29-5059
250	2008 - 11	XC 250	25-1402	25-1273	11-1087	11-1084-1	24-1098	25-4003	22-1026			37-1119	38-6073	56-146	55-131	57-105	28-1168		27-1089	29-5059
250	2012	XC 250	25-1402	25-1273	11-1087	11-1084-1	24-1098	25-4003	22-1026			37-1127	38-6082	56-146	55-131	57-105	28-1168	27-1180	29-5066	29-5059
250	2007	XC-F 250	25-1402	25-1273	11-1087	11-1084-1	24-1105	25-4001	22-1026		79-5003	37-1119	38-6054	56-146	55-131	57-105	28-1168		27-1089	29-5059
250	2008 - 09	XC-F 250	25-1402	25-1273	11-1087	11-1084-1	24-1105	25-4001	22-1026			37-1119	38-6073	56-146	55-131	57-105	28-1168		27-1089	29-5059
250	2012	XC-F 250	25-1402	25-1273	11-1087	11-1084-1	24-1105	25-4001	22-1026			37-1127	38-6082	56-146	55-131	57-105	28-1168	27-1180	29-5066	29-5059
250	2007	XC-FW 250	25-1402	25-1273	11-1087	11-1084-1	24-1105	25-4001	22-1026		79-5003	37-1119	38-6054	56-146	55-131	57-105	28-1168		27-1089	29-5059
250	2008	XC-FW 250	25-1402	25-1273	11-1087	11-1084-1	24-1105	25-4001	22-1026			37-1119	38-6073	56-146	55-131	57-105	28-1168		27-1089	29-5059
250	2009 - 11	XC-FW 250	25-1402	25-1273	11-1087	11-1084-1	24-1105	25-4001	22-1026			37-1119	38-6054	56-146	55-131	57-105	28-1168		27-1089	29-5059
250	2012	XC-FW 250	25-1402	25-1273	11-1087	11-1084-1	24-1105	25-4001	22-1026			37-1119	38-6074	56-146	55-131	57-105	28-1168		27-1089	29-5059
250	2006 - 07	XC-W 250	25-1402	25-1273	11-1087	11-1084-1	24-1098	25-4003	22-1026		79-5003	37-1119	38-6054	56-146	55-131	57-105	28-1168		27-1089	29-5059
250	2007	XC-W 250	25-1402	25-1273	11-1087	11-1084-1	24-1098	25-4003	22-1026		79-5003	37-1119	38-6054	56-146	55-131	57-105	28-1168		27-1089	29-5059
250	2008	XC-W 250	25-1402	25-1273	11-1087	11-1084-1	24-1098	25-4003	22-1026			37-1119	38-6073	56-146	55-131	57-105	28-1168		27-1089	29-5059
250	2009	XC-W 250	25-1402	25-1273	11-1087	11-1084-1	24-1098	25-4003	22-1026			37-1119	38-6054	56-146	55-131	57-105	28-1168		27-1089	29-5059
250	2010 - 11	XC-W 250	25-1402	25-1273	11-1087	11-1084-1	24-1098	25-4003	22-1026			37-1119	38-6073	56-146	55-131	57-105	28-1168		27-1089	29-5059
250	2012	XC-W 250	25-1402	25-1273	11-1087	11-1084-1	24-1098	25-4003	22-1026			37-1119	38-6074	56-146	55-131	57-105	28-1168		27-1089	29-5059
300	1994	EGS 300	25-1061	25-1273	11-1085	11-1084-1		25-4004	22-1026	79-5003	79-5003						28-1087	27-1130	29-1024	
300	1995	EGS 300	25-1061	25-1273	11-1085	11-1084-1		25-4004	22-1026	79-5003	79-5003			56-149	55-135	57-138	28-1087	27-1130	29-1024	
300	1996	EGS 300	25-1061	25-1273	11-1085	11-1084-1		25-4004	22-1026	79-5003	79-5003			56-149	55-135	57-138	28-1088	27-1130	29-1024	
300	1997	EGS 300	25-1061	25-1273	11-1085	11-1084-1		25-4004	22-1026	79-5003	79-5003			56-145	55-130	57-140	28-1088	27-1130	29-1024	
300	1998	EGS 300	25-1061	25-1273	11-1085	11-1084-1		25-4004	22-1026	79-5003	79-5003			56-148	55-134	57-106	28-1088		27-1089	
300	1999	EGS 300	25-1061	25-1273	11-1085	11-1084-1		25-4004	22-1026	79-5003	79-5003	37-1119		56-148	55-134	57-106	28-1088		27-1089	
300	1994	EXC 300	25-1061	25-1273	11-1085	11-1084-1		25-4004	22-1026	79-5003	79-5003						28-1087	27-1130	29-1024	
300	1995	EXC 300	25-1061	25-1273	11-1085	11-1084-1		25-4004	22-1026	79-5003	79-5003			56-149	55-135	57-138	28-1087	27-1130	29-1024	
300	1996	EXC 300	25-1061	25-1273	11-1085	11-1084-1		25-4004	22-1026	79-5003	79-5003			56-149	55-135	57-138	28-1088	27-1130	29-1024	
300	1997	EXC 300	25-1061	25-1273	11-1085	11-1084-1		25-4004	22-1026	79-5003	79-5003			56-145	55-130	57-140	28-1088	27-1130	29-1024	
300	1998	EXC 300	25-1061	25-1273	11-1085	11-1084-1		25-4004	22-1026	79-5003	79-5003			56-148	55-134	57-106	28-1088		27-1089	
300	1999	EXC 300	25-1061	25-1273	11-1085	11-1084-1		25-4004	22-1026	79-5003	79-5003	37-1119		56-148	55-134	57-106	28-1088		27-1089	
300	2000 - 01	EXC 300	25-1080	25-1273	11-1088	11-1084-1		25-4004	22-1026	79-5003	79-5003	37-1119	38-6053	56-126	55-114	57-137	28-1088		27-1089	
300	2002	EXC 300	25-1080	25-1273	11-1088	11-1084-1		25-4004	22-1026	79-5003	79-5003	37-1119		43mm use 2001 48mm use 2003		28-1088		27-1089	29-5059	
300	2003	EXC 300	25-1402	25-1273	11-1087	11-1084-1		25-4004	22-1026		79-5003	37-1119	38-6077	56-146	55-131	57-105	28-1088		27-1089	29-5059
300	2004 - 05	EXC 300	25-1402	25-1273	11-1087	11-1084-1	24-1098	25-4003	22-1026		79-5003	37-1119	38-6077	56-146	55-131	57-105	28-1168		27-1089	29-5059
300	1994	MXC 300	25-1061	25-1273	11-1086	11-1084-1		25-4004	22-1026	79-5003	79-5003						28-1087	27-1130	29-1024	
300	1996	MXC 300	25-1061	25-1273	11-1086	11-1084-1		25-4004	22-1026	79-5003	79-5003			56-149	55-135	57-138	28-1088	27-1130	29-1024	
300	1997	MXC 300	25-1061	25-1273	11-1091	11-1084-1		25-4004	22-10											

APPLICATION

BEARING & SEAL KITS

CHAIN ROLLERS



















SUSPENSION - SEALS & BUSHING KITS

SUSPENSION - BEARING & SEAL KITS

Eng	Year	Model No	BEARING & SEAL KITS						CHAIN ROLLERS		SUSPENSION - SEALS & BUSHING KITS					SUSPENSION - BEARING & SEAL KITS				
			Front Wheel Bearing	Rear Wheel Bearing	Front Wheel Spacer Kit	Rear Wheel Spacer Kit	Crank Shaft Bearing Kit	Counter Shaft Seal Kit	Steering Bearing & Seal Kit	Lower Chain Roller	Upper Chain Roller	Rear Shock Seal Head Kit	Fork Bushing Kit	Fork Seal & Dust Seal Kit	Fork Seal Kit	Fork Dust Seal Kit	Swing Arm Bearing Kit	Swing Arm Linkage Kit	Lower Rear Shock Bearing Kit	Upper Rear Shock Bearing Kit
KTM CONTINUED																				
300	1998	MXC 300	25-1061	25-1273	11-1091	11-1084-1		25-4004	22-1026	79-5003	79-5003			56-148	55-134	57-106	28-1088		27-1089	
300	1999	MXC 300	25-1061	25-1273	11-1091	11-1084-1		25-4004	22-1026	79-5003	79-5003	37-1119		56-148	55-134	57-106	28-1088		27-1089	
300	2000-01	MXC 300	25-1080	25-1273	11-1090	11-1084-1		25-4004	22-1026	79-5003	79-5003	37-1119	38-6053	56-126	55-114	57-137	28-1088		27-1089	
300	2002	MXC 300	25-1080	25-1273	11-1090	11-1084-1		25-4004	22-1026	79-5003	79-5003	37-1119		43mm use 2001 48mm use 2003		28-1088		27-1089	29-5059	
300	2003	MXC 300	25-1402	25-1273	11-1087	11-1084-1		25-4004	22-1026		79-5003	37-1119	38-6077	56-146	55-131	57-105	28-1088		27-1089	29-5059
300	2004-05	MXC 300	25-1402	25-1273	11-1087	11-1084-1	24-1098	25-4003	22-1026		79-5003	37-1119	38-6077	56-146	55-131	57-105	28-1168		27-1089	29-5059
300	1994	SX 300	25-1063	25-1273	11-1086	11-1084-1		25-4004	22-1026	79-5003	79-5003						28-1087	27-1130	29-1024	
300	2006-07	XC 300	25-1402	25-1273	11-1087	11-1084-1	24-1098	25-4003	22-1026		79-5003	37-1119	38-6054	56-146	55-131	57-105	28-1168		27-1089	29-5059
300	2008-11	XC 300	25-1402	25-1273	11-1087	11-1084-1	24-1098	25-4003	22-1026			37-1119	38-6073	56-146	55-131	57-105	28-1168		27-1089	29-5059
300	2012	XC 300	25-1402	25-1273	11-1087	11-1084-1	24-1098	25-4001	22-1026			37-1127	38-6082	56-146	55-131	57-105	28-1168	27-1180	29-5066	29-5059
300	2006-07	XC-W 300	25-1402	25-1273	11-1087	11-1084-1	24-1098	25-4003	22-1026		79-5003	37-1119	38-6054	56-146	55-131	57-105	28-1168		27-1089	29-5059
300	2008-11	XC-W 300	25-1402	25-1273	11-1087	11-1084-1	24-1098	25-4003	22-1026			37-1119	38-6054	56-146	55-131	57-105	28-1168		27-1089	29-5059
300	2012	XC-W 300	25-1402	25-1273	11-1087	11-1084-1	24-1098	25-4003	22-1026			37-1119	38-6074	56-146	55-131	57-105	28-1168		27-1089	29-5059
350	1994-95	LC4 350	25-1061	25-1283					22-1026								28-1087			
350	2011	SX-F 350	25-1402	25-1273	11-1087	11-1084-1		25-4001	22-1026			37-1127	38-6073	56-146	55-131	57-105	28-1168	27-1180	29-5066	29-5059
350	2012	SX-F 350	25-1402	25-1273	11-1087	11-1084-1		25-4001	22-1026			37-1127	38-6082	56-146	55-131	57-105	28-1168	27-1180	29-5066	29-5059
350	2012	XC-F 350	25-1402	25-1273	11-1087	11-1084-1		25-4001	22-1026			37-1127	38-6082	56-146	55-131	57-105	28-1168	27-1180	29-5066	29-5059
350	2012	XC-FW 350	25-1402	25-1273	11-1087	11-1084-1		25-4001	22-1026			37-1119	38-6074	56-146	55-131	57-105	28-1168		27-1089	29-5059
360	1996	EGS 360	25-1061	25-1273	11-1085	11-1084-1		25-4004	22-1026	79-5003	79-5003			56-149	55-135	57-138	28-1088	27-1130	29-1024	
360	1997	EGS 360	25-1061	25-1273	11-1085	11-1084-1		25-4004	22-1026	79-5003	79-5003			56-145	55-130	57-140	28-1088	27-1130	29-1024	
360	1996	EXC 360	25-1061	25-1273	11-1085	11-1084-1		25-4004	22-1026	79-5003	79-5003			56-149	55-135	57-138	28-1088	27-1130	29-1024	
360	1997	EXC 360	25-1061	25-1273	11-1085	11-1084-1		25-4004	22-1026	79-5003	79-5003			56-145	55-130	57-140	28-1088	27-1130	29-1024	
360	1996	MXC 360	25-1061	25-1273	11-1091	11-1084-1		25-4004	22-1026	79-5003	79-5003			56-149	55-135	57-138	28-1088	27-1130	29-1024	
360	1997	MXC 360	25-1061	25-1273	11-1091	11-1084-1		25-4004	22-1026	79-5003	79-5003			56-145	55-130	57-140	28-1088	27-1130	29-1024	
360	1996	SX 360	25-1063	25-1273	11-1086	11-1084-1		25-4004	22-1026	79-5003	79-5003			56-149	55-135	57-138	28-1088	27-1130	29-1024	
360	1997	SX 360	25-1063	25-1273	11-1086	11-1084-1		25-4004	22-1026	79-5003	79-5003			56-145	55-130	57-140	28-1088	27-1130	29-1024	
380	1998	EGS 380	25-1061	25-1273	11-1085	11-1084-1		25-4004	22-1026	79-5003	79-5003			56-148	55-134	57-106	28-1088		27-1089	
380	1999	EGS 380	25-1061	25-1273	11-1085	11-1084-1		25-4004	22-1026	79-5003	79-5003	37-1119		56-148	55-134	57-106	28-1088		27-1089	
380	1998	EXC 380	25-1061	25-1273	11-1085	11-1084-1		25-4004	22-1026	79-5003	79-5003			56-148	55-134	57-106	28-1088		27-1089	
380	1999	EXC 380	25-1061	25-1273	11-1085	11-1084-1		25-4004	22-1026	79-5003	79-5003	37-1119		56-148	55-134	57-106	28-1088		27-1089	
380	2000-01	EXC 380	25-1080	25-1273	11-1088	11-1084-1		25-4004	22-1026	79-5003	79-5003	37-1119	38-6053	56-126	55-114	57-137	28-1088		27-1089	
380	2002	EXC 380	25-1080	25-1273	11-1088	11-1084-1		25-4004	22-1026	79-5003	79-5003	37-1119		43mm use 2001 48mm use 2003		28-1088		27-1089	29-5059	
380	1998	MXC 380	25-1061	25-1273	11-1091	11-1084-1		25-4004	22-1026	79-5003	79-5003			56-148	55-134	57-106	28-1088		27-1089	
380	1999	MXC 380	25-1069	25-1273	11-1091	11-1084-1		25-4004	22-1026	79-5003	79-5003	37-1119		56-148	55-134	57-106	28-1088		27-1089	
380	2000-01	MXC 380	25-1080	25-1273	11-1090	11-1084-1		25-4004	22-1026	79-5003	79-5003	37-1119	38-6053	56-126	55-114	57-137	28-1088		27-1089	
380	1998	SX 380	25-1063	25-1273	11-1086	11-1084-1		25-4004	22-1026	79-5003	79-5003			56-148	55-134	57-106	28-1088		27-1089	
380	1999	SX 380	25-1063	25-1273	11-1086	11-1084-1		25-4004	22-1026	79-5003	79-5003	37-1119		56-148	55-134	57-106	28-1088		27-1089	
380	2000-01	SX 380	25-1081	25-1273	11-1089	11-1084-1		25-4004	22-1026	79-5003	79-5003	37-1119	38-6053	56-126	55-114	57-137	28-1088		27-1089	
380	2002	SX 380	25-1081	25-1273	11-1089	11-1084-1		25-4004	22-1026	79-5003	79-5003	37-1119		43mm use 2001 48mm use 2003		28-1088		27-1089	29-5059	
400	1995	Comp. 400	25-1061	25-1283					22-1026	79-5003	79-5003						28-1087			
400	1996-98	Comp. 400	25-1061	25-1283					22-1026	79-5003	79-5003						28-1087			
400	1999	Comp. 400	25-1061	25-1283					22-1026	79-5003	79-5003			56-126	55-114	57-137	28-1087			
400	1994	DUKE 400	25-1061	25-1283					22-1026	79-5003	79-5003						28-1087			
400	1995	DUKE 400	25-1061	25-1283					22-1026	79-5003	79-5003						28-1087			
400	1994	EGS 400	25-1061	25-1283					22-1026	79-5003	79-5003						28-1087			
400	1996	EGS 400	25-1061	25-1283	11-1085	11-1092-1		25-4004	22-1026	79-5003	79-5003						28-1087			
400	1997	EGS 400	25-1061	25-1283	11-1085	11-1092-1			22-1026	79-5003	79-5003						28-1087			
400	1997	EGS-E 400	25-1061	25-1283	11-1085	11-1092-1			22-1026	79-5003	79-5003						28-1087			
400	1994	EXC 400	25-1061	25-1283	11-1085	11-1084-1			22-1026	79-5003	79-5003						28-1087			
400	1996	EXC 400	25-1061	25-1283	11-1085	11-1084-1			22-1026	79-5003	79-5003						28-1087			
400	2000-01	EXC 400	25-1080	25-1273	11-1088	11-1084-1	24-1106	25-4001	22-1026	79-5003	79-5003	37-1119	38-6053	56-126	55-114	57-137	28-1087		27-1089	
400	2002	EXC 400	25-1080	25-1273	11-1088	11-1084-1	24-1106	25-4001	22-1026	79-5003	79-5003	37-1119	38-6053	56-126	55-114	57-137	28-1087		27-1089	29-5059
400	2004	EXC-G 400	25-1402	25-1273	11-1087	11-1084-1	24-1106	25-4001	22-1026	79-5003	79-5003	37-1119	38-6077	56-146	55-131	57-105	28-1125		27-1089	29-5059
400	2005	EXC-G 400	25-1402	25-1273	11-1087	11-1084-1	24-1106	25-4001	22-1026	79-5003	79-5003	37-1119	38-6054	56-146	55-131	57-105	28-1125		27-1089	29-5059

APPLICATION			BEARING & SEAL KITS							CHAIN ROLLERS		SUSPENSION - SEALS & BUSHING KITS					SUSPENSION - BEARING & SEAL KITS				
Eng	Year	Model No	Front Wheel Bearing	Rear Wheel Bearing	Front Wheel Spacer Kit	Rear Wheel Spacer Kit	Crank Shaft Bearing Kit	Counter Shaft Seal Kit	Steering Bearing & Seal Kit	Lower Chain Roller	Upper Chain Roller	Rear Shock Seal Head Kit	Fork Bushing Kit	Fork Seal & Dust Seal Kit	Fork Seal Kit	Fork Dust Seal Kit	Swing Arm Bearing Kit	Swing Arm Linkage Kit	Lower Rear Shock Bearing Kit	Upper Rear Shock Bearing Kit	
KTM CONTINUED																					
400	2006	EXC-G 400	25-1402	25-1273	11-1087	11-1084-1	24-1106	25-4001	22-1026		79-5003	37-1119	38-6054	56-146	55-131	57-105	28-1125		27-1089	29-5059	
400	1998	LC4 400	25-1061	25-1283	11-1085	11-1092-1			22-1026	79-5003	79-5003						28-1087				
400	1999	LC4 400	25-1061	25-1283	11-1085	11-1092-1			22-1026	79-5003	79-5003	37-1119		56-148	55-134	57-106	28-1087				
400	2000	LC4-E 400	25-1061	25-1283	11-1088	11-1092-1			22-1026		79-5008	37-1119	38-6053	56-126	55-114	57-137	28-1087				
400	2001	LC4-E 400	25-1080	25-1283	11-1088	11-1092-1			22-1026		79-5008	37-1119	38-6053	56-126	55-114	57-137	28-1087				
400	1997	LSE 400	25-1061	25-1283	11-1085	11-1092-1			22-1026								28-1087				
400	2001	MXC 400	25-1080	25-1273	11-1090	11-1084-1	24-1106		22-1026	79-5003	79-5003	37-1119	38-6053	56-126	55-114	57-137	28-1087		27-1089		
400	2002	MXC 400	25-1080	25-1273	11-1090	11-1084-1	24-1106		22-1026	79-5003	79-5003	37-1119	38-6053	43mm use 2001 48mm use 2003			28-1087		27-1089	29-5059	
400	1995	RXC 400	25-1061	25-1283	11-1085				22-1026	79-5003	79-5003						28-1087				
400	1996	RXC 400	25-1061	25-1283	11-1085				22-1026	79-5003	79-5003			56-149	55-135	57-138	28-1087				
400	1997-98	RXC 400	25-1061	25-1283	11-1085				22-1026	79-5003	79-5003						28-1087				
400	2000	SC 400	25-1080	25-1273		11-1084-1			22-1026	79-5003	79-5003	37-1119	38-6053	56-126	55-114	57-137	28-1087				
400	1998	SX 400	25-1063	25-1273					22-1026	79-5003	79-5003			56-148	55-134	57-106	28-1087				
400	1999	SX 400	25-1063	25-1273					22-1026	79-5003	79-5003	37-1119		56-148	55-134	57-106	28-1087				
400	2000	SX 400	25-1081	25-1273	11-1089	11-1084-1		25-4001	22-1026	79-5003	79-5003	37-1119	38-6053	56-126	55-114	57-137	28-1087		27-1089		
400	2001	SX 400	25-1081	25-1273	11-1089	11-1084-1	24-1106	25-4001	22-1026	79-5003	79-5003	37-1119	38-6053	56-126	55-114	57-137	28-1087		27-1089		
400	2002	SX 400	25-1081	25-1273	11-1089	11-1084-1	24-1106	25-4001	22-1026	79-5003	79-5003	37-1119	38-6055	43mm use 2001 48mm use 2003			28-1087		27-1089	29-5059	
400	1997	SXC 400	25-1061	25-1273	11-1085	11-1084-1			22-1026	79-5003	79-5003						28-1087				
400	2000	SXC 400	25-1061	25-1273	11-1091	11-1084-1			22-1026	79-5003	79-5003	37-1119	38-6053	56-126	55-114	57-137	28-1087		27-1089		
400	1998	TXC 400	25-1063	25-1273	11-1086	11-1084-1			22-1026	79-5003	79-5003			56-148	55-134	57-106	28-1087				
400	2007	XC-W 400	25-1402	25-1273	11-1089	11-1084-1	24-1106	25-4001	22-1026		79-5003	37-1119	38-6054	56-146	55-131	57-105	28-1125		27-1089	29-5059	
400	2009-10	XC-W 400	25-1402	25-1273	11-1087	11-1084-1		25-4001	22-1026			37-1119	38-6054	56-146	55-131	57-105	28-1125		27-1089	29-5059	
440	1994	EXC 440	25-1061	25-1273	11-1085	11-1084-1			22-1026	79-5003	79-5003						28-1087				
440	1995	EXC 440	25-1061	25-1273	11-1085	11-1084-1			22-1026	79-5003	79-5003			56-149	55-135	57-138	28-1087				
440	1994	MXC 440	25-1063	25-1273	11-1086	11-1084-1			22-1026	79-5003	79-5003						28-1087				
440	1995	MXC 440	25-1063	25-1273	11-1086	11-1084-1			22-1026	79-5003	79-5003						28-1087				
440	1994	SX 440	25-1063	25-1273	11-1086	11-1084-1			22-1026	79-5003	79-5003						28-1087				
450	2003	EXC 450	25-1402	25-1273	11-1087	11-1084-1	24-1106	25-4001	22-1026		79-5003	37-1119	38-6077	56-146	55-131	57-105	28-1087		27-1089	29-5059	
450	2004	EXC 450	25-1402	25-1273	11-1087	11-1084-1	24-1106	25-4001	22-1026			37-1119	38-6077	56-146	55-131	57-105	28-1125		27-1089	29-5059	
450	2007	EXC 450	25-1402	25-1273	11-1087	11-1084-1	24-1106	25-4001	22-1026			37-1119	38-6074	56-146	55-131	57-105	28-1125		27-1089	29-5059	
450	2009-11	EXC 450	25-1402	25-1273	11-1087	11-1084-1		25-4001	22-1026			37-1119	38-6074	56-146	55-131	57-105	28-1125		27-1089	29-5059	
450	2004	EXC-G 450	25-1402	25-1273	11-1087	11-1084-1	24-1106	25-4001	22-1026			37-1119	38-6077	56-146	55-131	57-105	28-1125		27-1089	29-5059	
450	2005	EXC-G 450	25-1402	25-1273	11-1087	11-1084-1	24-1106	25-4001	22-1026		79-5003	37-1119	38-6054	56-146	55-131	57-105	28-1125		27-1089	29-5059	
450	2006-07	EXC-G 450	25-1402	25-1273	11-1087	11-1084-1	24-1106	25-4001	22-1026		79-5003	37-1119	38-6054	56-146	55-131	57-105	28-1125		27-1089	29-5059	
450	2008	EXC-R 450	25-1402	25-1273	11-1087	11-1084-1		25-4001	22-1026			37-1119	38-6074	56-146	55-131	57-105	28-1125		27-1089	29-5059	
450	2003	MXC-G 450	25-1402	25-1273	11-1087	11-1084-1	24-1106	25-4001	22-1026		79-5003	37-1119	38-6077	56-146	55-131	57-105	28-1087		27-1089	29-5059	
450	2004	MXC-G 450	25-1402	25-1273	11-1087	11-1084-1	24-1106	25-4001	22-1026		79-5003	37-1119	38-6077	56-146	55-131	57-105	28-1125		27-1089	29-5059	
450	2005	MXC-G 450	25-1402	25-1273	11-1087	11-1084-1	24-1106	25-4001	22-1026		79-5003	37-1119	38-6054	56-146	55-131	57-105	28-1125		27-1089	29-5059	
450	2005	SMR 450	25-1402	25-1273	11-1087	11-1084-1	24-1106	25-4001	22-1026		79-5003	37-1119	38-6054	56-146	55-131	57-105	28-1125		27-1089	29-5059	
450	2006-07	SMR 450	25-1402	25-1273	11-1087	11-1084-1	24-1106	25-4001	22-1026		79-5003	37-1119	38-6054	56-146	55-131	57-105	28-1125		27-1089	29-5059	
450	2003	SMS 450	25-1402	25-1273			24-1106	25-4001	22-1026			37-1119	38-6077	56-146	55-131	57-105	28-1125		27-1089	29-5059	
450	2004	SMS 450	25-1402	25-1273			24-1106	25-4001	22-1026			37-1119	38-6077	56-146	55-131	57-105	28-1125		27-1089	29-5059	
450	2003	SX 450	25-1402	25-1273	11-1087	11-1084-1	24-1106	25-4001	22-1026		79-5003	37-1119	38-6077	56-146	55-131	57-105	28-1087		27-1089	29-5059	
450	2004	SX 450	25-1402	25-1273	11-1087	11-1084-1	24-1106	25-4001	22-1026		79-5003	37-1119	38-6077	56-146	55-131	57-105	28-1125		27-1089	29-5059	
450	2005	SX 450	25-1402	25-1273	11-1087	11-1084-1	24-1106	25-4001	22-1026		79-5003	37-1119	38-6054	56-146	55-131	57-105	28-1125		27-1089	29-5059	
450	2006	SX 450	25-1402	25-1273	11-1087	11-1084-1	24-1106	25-4001	22-1026		79-5003	37-1119	38-6054	56-146	55-131	57-105	28-1125		27-1089	29-5059	
450	2007	SX-F 450	25-1402	25-1273	11-1087	11-1084-1		25-4002	22-1026		79-5003	37-1119	38-6054	56-146	55-131	57-105	28-1168		27-1089	29-5059	
450	2008-10	SX-F 450	25-1402	25-1273	11-1087	11-1084-1		25-4002	22-1026			37-1119	38-6073	56-146	55-131	57-105	28-1168		27-1089	29-5059	
450	2011	SX-F 450	25-1402	25-1273	11-1087	11-1084-1		25-4002	22-1026			37-1127	38-6073	56-146	55-131	57-105	28-1168	27-1180	29-5066	29-5059	
450	2012	SX-F 450	25-1402	25-1273	11-1087	11-1084-1		25-4002	22-1026			37-1127	38-6082	56-146	55-131	57-105	28-1168	27-1180	29-5066	29-5059	
450	2003	SXS 450	25-1402	25-1273	11-1087	11-1084-1	24-1106	25-4001	22-1026		79-5003	37-1119	38-6077	56-146	55-131	57-105	28-1087		27-1089	29-5059	
450	2004	SXS 450	25-1402	25-1273	11-1087	11-1084-1	24-1106	25-4001	22-1026	79-5003											

APPLICATION			BEARING & SEAL KITS							CHAIN ROLLERS		SUSPENSION - SEALS & BUSHING KITS					SUSPENSION - BEARING & SEAL KITS				
Eng	Year	Model No	Front Wheel Bearing	Rear Wheel Bearing	Front Wheel Spacer Kit	Rear Wheel Spacer Kit	Crank Shaft Bearing Kit	Counter Shaft Seal Kit	Steering Bearing & Seal Kit	Lower Chain Roller	Upper Chain Roller	Rear Shock Seal Head Kit	Fork Bushing Kit	Fork Seal & Dust Seal Kit	Fork Seal Kit	Fork Dust Seal Kit	Swing Arm Bearing Kit	Swing Arm Linkage Kit	Lower Rear Shock Bearing Kit	Upper Rear Shock Bearing Kit	
KTM CONTINUED																					
450	2008-09	XC-F 450	25-1402	25-1273	11-1087	11-1084-1		25-4002	22-1026			37-1119	38-6073	56-146	55-131	57-105	28-1125		27-1089	29-5059	
450	2008	XCR-W 450	25-1402	25-1273	11-1087	11-1084-1			22-1026			37-1119	38-6074	56-146	55-131	57-105	28-1125		27-1089	29-5059	
450	2007	XC-W 450	25-1402	25-1273	11-1087	11-1084-1	24-1106	25-4001	22-1026		79-5003	37-1119	38-6054	56-146	55-131	57-105	28-1125		27-1089	29-5059	
450	2009-11	XC-W 450	25-1402	25-1273	11-1087	11-1084-1		25-4001	22-1026			37-1119	38-6054	56-146	55-131	57-105	28-1125		27-1089	29-5059	
450	2012	XC-W 450	25-1402	25-1273	11-1087	11-1084-1		25-4001	22-1026			37-1119	38-6074	56-146	55-131	57-105	28-1125		27-1089	29-5059	
500	2012	EXC 500	25-1402	25-1273	11-1087	11-1084-1		25-4001	22-1026			37-1119	38-6074	56-146	55-131	57-105	28-1125		27-1089	29-5059	
500	1991	LC4 500	25-1063	25-1101					22-1026												
500	1992	LC4 500	25-1061	25-1106					22-1026												
500	2012	XC-W 500	25-1402	25-1273	11-1087	11-1084-1		25-4001	22-1026			37-1119	38-6074	56-146	55-131	57-105	28-1125		27-1089	29-5059	
505	2008	SX-F 505	25-1402	25-1273	11-1087	11-1084-1		25-4002	22-1026			37-1119	38-6073	56-146	55-131	57-105	28-1168		27-1089	29-5059	
505	2008	XC-F 505	25-1402	25-1273	11-1087	11-1084-1		25-4002	22-1026			37-1119	38-6073	56-146	55-131	57-105	28-1168		27-1089	29-5059	
505	2009	XC-F 505	25-1402	25-1273	11-1087	11-1084-1		25-4002	22-1026			37-1119	38-6073	56-146	55-131	57-105	28-1168		27-1089	29-5059	
520	2000-01	EXC 520	25-1080	25-1273	11-1088	11-1084-1	24-1106	25-4001	22-1026	79-5003	79-5003	37-1119	38-6053	56-126	55-114	57-137	28-1087		27-1089	29-5059	
520	2002	EXC 520	25-1080	25-1273	11-1088	11-1084-1	24-1106	25-4001	22-1026	79-5003	79-5003	37-1119	38-6053	43mm use 2001 48mm use 2003		28-1087		27-1089	29-5059		
520	2001	MXC 520	25-1080	25-1273	11-1090	11-1084-1	24-1106	25-4001	22-1026	79-5003	79-5003	37-1119	38-6053	56-126	55-114	57-137	28-1087		27-1089	29-5059	
520	2002	MXC 520	25-1080	25-1273	11-1090	11-1084-1	24-1106	25-4001	22-1026	79-5003	79-5003	37-1119	38-6053	43mm use 2001 48mm use 2003		28-1087		27-1089	29-5059		
520	2000	SX 520	25-1080	25-1273	11-1089	11-1084-1	24-1106	25-4001	22-1026	79-5003	79-5003	37-1119	38-6053	56-126	55-114	57-137	28-1087		27-1089	29-5059	
520	2001	SX 520	25-1081	25-1273	11-1089	11-1084-1	24-1106	25-4001	22-1026	79-5003	79-5003	37-1119	38-6053	56-126	55-114	57-137	28-1087		27-1089	29-5059	
520	2002	SX 520	25-1081	25-1273	11-1089	11-1084-1	24-1106	25-4001	22-1026	79-5003	79-5003	37-1119	38-6055	43mm use 2001 48mm use 2003		28-1087		27-1089	29-5059		
525	2003	EXC 525	25-1402	25-1273	11-1087	11-1084-1	24-1106	25-4001	22-1026	79-5003	79-5003	37-1119	38-6077	56-146	55-131	57-105	28-1087		27-1089	29-5059	
525	2004	EXC 525	25-1402	25-1273	11-1087	11-1084-1	24-1106	25-4001	22-1026	79-5003	79-5003	37-1119	38-6077	56-146	55-131	57-105	28-1125		27-1089	29-5059	
525	2005-07	EXC 525	25-1402	25-1273	11-1087	11-1084-1	24-1106	25-4001	22-1026	79-5003	79-5003	37-1119	38-6054	56-146	55-131	57-105	28-1125		27-1089	29-5059	
525	2003	MXC-G 525	25-1402	25-1273	11-1087	11-1084-1	24-1106	25-4001	22-1026	79-5003	79-5003	37-1119	38-6077	56-146	55-131	57-105	28-1087		27-1089	29-5059	
525	2004	MXC-G 525	25-1402	25-1273	11-1087	11-1084-1	24-1106	25-4001	22-1026	79-5003	79-5003	37-1119	38-6077	56-146	55-131	57-105	28-1125		27-1089	29-5059	
525	2005	MXC-G 525	25-1402	25-1273	11-1087	11-1084-1	24-1106	25-4001	22-1026	79-5003	79-5003	37-1119	38-6054	56-146	55-131	57-105	28-1125		27-1089	29-5059	
525	2005	SMR 525	25-1402	25-1273	11-1087	11-1084-1	24-1106	25-4001	22-1026	79-5003	79-5003	37-1119	38-6054	56-146	55-131	57-105	28-1125		27-1089	29-5059	
525	2003	SX 525	25-1402	25-1273	11-1087	11-1084-1	24-1106	25-4001	22-1026	79-5003	79-5003	37-1119	38-6077	56-146	55-131	57-105	28-1087		27-1089	29-5059	
525	2004	SX 525	25-1402	25-1273	11-1087	11-1084-1	24-1106	25-4001	22-1026	79-5003	79-5003	37-1119	38-6077	56-146	55-131	57-105	28-1125		27-1089	29-5059	
525	2005	SX 525	25-1402	25-1273	11-1087	11-1084-1	24-1106	25-4001	22-1026	79-5003	79-5003	37-1119	38-6054	56-146	55-131	57-105	28-1125		27-1089	29-5059	
525	2006	SX 525	25-1402	25-1273	11-1087	11-1084-1	24-1106	25-4001	22-1026	79-5003	79-5003	37-1119	38-6054	56-146	55-131	57-105	28-1125		27-1089	29-5059	
525	2006-10	XC 525	25-1402	25-1273	11-1087	11-1084-1	24-1106	25-4001	22-1026	79-5003	79-5003	37-1119	38-6054	56-146	55-131	57-105	28-1125		27-1089	29-5059	
525	2007	XC-W 525	25-1402	25-1273	11-1087	11-1084-1	24-1106	25-4001	22-1026	79-5003	79-5003	37-1119	38-6054	56-146	55-131	57-105	28-1125		27-1089	29-5059	
530	2010-11	EXC 530	25-1402	25-1273	11-1087	11-1084-1		25-4001	22-1026			37-1119	38-6074	56-146	55-131	57-105	28-1125		27-1089	29-5059	
530	2008-09	EXC-R 530	25-1402	25-1273	11-1087	11-1084-1		25-4001	22-1026			37-1119	38-6074	56-146	55-131	57-105	28-1125		27-1089	29-5059	
530	2008	XCR-W 530	25-1402	25-1273	11-1087	11-1084-1		25-4001	22-1026			37-1119	38-6074	56-146	55-131	57-105	28-1125		27-1089	29-5059	
530	2009-11	XC-W 530	25-1402	25-1273	11-1087	11-1084-1		25-4001	22-1026			37-1119	38-6074	56-146	55-131	57-105	28-1125		27-1089	29-5059	
550	1994	MXC 550	25-1063	25-1273					22-1026	79-5003	79-5003						28-1087				
550	1996	MXC 550	25-1063	25-1273					22-1026	79-5003	79-5003			56-149	55-135	57-138	28-1087				
560	2006	SMR 560	25-1402	25-1273	11-1087	11-1084-1			22-1026		79-5003	37-1119	38-6054	56-146	55-131	57-105	28-1125		27-1089	29-5059	
600	1991	LC4 600	25-1063	25-1101					22-1026												
600	1992	LC4 600	25-1061	25-1106					22-1026												
620	1997	COMP LIMITED 620	25-1061	25-1273					22-1026	79-5003	79-5003			56-148	55-134	57-106	28-1087				
620	1994	Comp. 620	25-1061	25-1283					22-1026	79-5003	79-5003						28-1087				
620	1995	Comp. 620	25-1061	25-1283					22-1026	79-5003	79-5003						28-1087				
620	1996	Comp. 620	25-1061	25-1283					22-1026	79-5003	79-5003						28-1087				
620	1997-98	Comp. 620	25-1061	25-1283					22-1026	79-5003	79-5003			56-148	55-134	57-106	28-1087				
620	1999	Comp. 620	25-1061	25-1283					22-1026	79-5003	79-5003			56-148	55-134	57-106	28-1087				
620	1994	EGS 620	25-1061	25-1273					22-1026	79-5003	79-5003						28-1087				
620	1995	EGS 620	25-1061	25-1283					22-1026	79-5003	79-5003						28-1087				
620	1996	EGS 620	25-1061	25-1283					22-1026	79-5003	79-5003						28-1087				
620	1997	EGS 620	25-1061	25-1283					22-1026	79-5003	79-5003						28-1087				
620	1997	EGS-E 620	25-1061	25-1283					22-1026	79-5003	79-5003						28-1087				
620	1994	EXC 620	25-1063	25-1273																	

APPLICATION			BEARING & SEAL KITS					CHAIN ROLLERS		SUSPENSION - SEALS & BUSHING KITS					SUSPENSION - BEARING & SEAL KITS					
Eng	Year	Model No																		
			Front Wheel Bearing	Rear Wheel Bearing	Front Wheel Spacer Kit	Rear Wheel Spacer Kit	Crank Shaft Bearing Kit	Counter Shaft Seal Kit	Steering Bearing & Seal Kit	Lower Chain Roller	Upper Chain Roller	Rear Shock Seal Head Kit	Fork Bushing Kit	Fork Seal & Dust Seal Kit	Fork Seal Kit	Fork Dust Seal Kit	Swing Arm Bearing Kit	Swing Arm Linkage Kit	Lower Rear Shock Bearing Kit	Upper Rear Shock Bearing Kit
KTM CONTINUED																				
620	1997 - 98	LC4 620	25-1061	25-1283					22-1026	79-5003	79-5003			56-148	55-134	57-106	28-1087			
620	1999	LC4 Comp 620	25-1061	25-1283					22-1026		79-5008			56-148	55-134	57-106	28-1087			
620	1999	LC4 Super Moto 620	25-1061	25-1283					22-1026		79-5008			56-148	55-134	57-106	28-1087			
620	1995	RXC 620	25-1061	25-1283					22-1026	79-5003	79-5003						28-1087			
620	1996	RXC 620	25-1061	25-1283					22-1026	79-5003	79-5003			56-149	55-135	57-138	28-1087			
620	1997	RXC 620	25-1061	25-1283					22-1026	79-5003	79-5003						28-1087			
620	1998	Super Moto 620	25-1061	25-1273					22-1026	79-5003	79-5003			56-148	55-134	57-106	28-1087			
620	1997	SX 620	25-1063	25-1273					22-1026	79-5003	79-5003			56-148	55-134	57-106	28-1087			
620	1998	SX 620	25-1063	25-1273					22-1026	79-5003	79-5003			56-148	55-134	57-106	28-1087			
620	1999	SX 620	25-1063	25-1273					22-1026	79-5003	79-5003			56-148	55-134	57-106	28-1087			
620	1997	SXC 620	25-1061	25-1273					22-1026	79-5003	79-5003			56-148	55-134	57-106	28-1087			
620	1998	TXC 620	25-1063	25-1273					22-1026	79-5003	79-5003			56-148	55-134	57-106	28-1087			
625	2006	SMC 625	25-1402	25-1533					22-1026				38-6054	56-146	55-131	57-105	28-1087			
625	2003 - 04	SXC 625	25-1081	25-1273					22-1026		79-5008			56-126	55-114	57-137	28-1087			
625	2005	SXC 625	25-1081	25-1273					22-1026		79-5008			38-6054	56-146	55-131	57-105	28-1087		
640	2006 - 07	640 LC4 Adventure	25-1402	25-1283					22-1026					56-146	55-131	57-105	28-1087			
640	1998	Adventure 640	25-1063	25-1283					22-1026		79-5003			56-148	55-134	57-106	28-1087			
640	1999	Adventure 640	25-1063	25-1283					22-1026		79-5008			56-148	55-134	57-106	28-1087			
640	2000	Adventure 640	25-1063	25-1283					22-1026		79-5008			56-126	55-114	57-137	28-1087			
640	2003	Adventure 640	25-1080	25-1283					22-1026		79-5008			56-146	55-131	57-105	28-1087			
640	2005	LC4 640	25-1402	25-1532					22-1026		79-5008			38-6054	56-146	55-131	57-105	28-1087		
640	1999	Super Moto 640	25-1061	25-1283					22-1026		79-5008			56-148	55-134	57-106	28-1087			
690	2008	690 Rally Factory Replica	25-1402	25-1533					22-1026					56-146	55-131	57-105				
690	2010	ENDURO R 690	25-1402	25-1533					22-1026				38-6074	56-146	55-131	57-105				
950	2004	Adventure 950	25-1402	25-1532					22-1026		79-5008			38-6077	56-146	55-131	57-105			
950	2005	Adventure 950	25-1402	25-1532					22-1026		79-5008			38-6054	56-146	55-131	57-105			
950	2006	Adventure 950	25-1402	25-1533					22-1026		79-5008			38-6054	56-146	55-131	57-105			
950	2007	SUPER ENDURO 950	25-1402	25-1533					22-1026		79-5008			38-6054	56-146	55-131	57-105			
990	2010 - 11	ADVENTURE 990	25-1402	25-1533					22-1026					38-6074	56-146	55-131	57-105			
990	2010	SUPERMOTO 990	25-1402	25-1533					22-1026					56-146	55-131	57-105				
MONTESA																				
300	1997 - 98	315R	25-1425	25-1425											55-137		28-1190			
300	1999	315R	25-1425	25-1425											55-137		28-1190	27-1166		
300	2000 - 04	315R	25-1425	25-1425					22-1021					56-125	55-113	57-111	28-1190	27-1166		
440	2005 - 07	4RT	25-1425	25-1425					22-1021					56-125	55-113	57-111	28-1190	27-1166		
SHERCO																				
80	2004 - 10	TRIALS 0.80	25-1425	25-1425					22-1047								28-1191	27-1165	29-5065	
125	1999 - 10	TRIALS 1.25	25-1425	25-1425					22-1047						55-137		28-1191	27-1165	29-5065	
200	1999 - 09	TRIALS 2.0	25-1425	25-1425					22-1047						55-137		28-1191	27-1165	29-5065	
250	2008 - 10	ENDURO 2.5i	25-1070	25-1556					22-1024	79-5003	79-5003			56-150	55-125	57-103	28-1196		29-5025	
250	2010	SX 2.5i	25-1070	25-1556					22-1024	79-5003	79-5003			56-150	55-125	57-103	28-1196		29-5025	
250	1999 - 10	TRIALS 2.5	25-1425	25-1425					22-1047						55-137		28-1191	27-1165	29-5065	
290	1999 - 10	TRIALS 2.9	25-1425	25-1425					22-1047						55-137		28-1191	27-1165	29-5065	
300	2010	ENDURO 3.0i	25-1070	25-1556					22-1024	79-5003	79-5003			56-150	55-125	57-103	28-1196		29-5025	
320	2007 - 09	TRIALS 3.2 4T	25-1425	25-1425					22-1047						55-137		28-1191	27-1165	29-5065	
450	2004 - 10	ENDURO 4.5i	25-1070	25-1556					22-1024	79-5003	79-5003			56-150	55-125	57-103	28-1196		29-5025	
450	2004 - 08	SUPERMOTARD 4.5i	25-1070	25-1556					22-1024	79-5003	79-5003			56-150	55-125	57-103	28-1196		29-5025	
510	2007 - 10	ENDURO 5.1i	25-1070	25-1556					22-1024	79-5003	79-5003			56-150	55-125	57-103	28-1196		29-5025	
510	2007 - 08	SUPERMOTARD 5.1i	25-1070	25-1556					22-1024	79-5003	79-5003			56-150	55-125	57-103	28-1196		29-5025	
SUZUKI																				
50	1978 - 06	JR50	25-1040	25-1040					24-1067											

APPLICATION


















BEARING & SEAL KITS

CHAIN ROLLERS

SUSPENSION - SEALS & BUSHING KITS

SUSPENSION - BEARING & SEAL KITS

Eng	Year	Model No	BEARING & SEAL KITS							CHAIN ROLLERS		SUSPENSION - SEALS & BUSHING KITS					SUSPENSION - BEARING & SEAL KITS			
			Front Wheel Bearing	Rear Wheel Bearing	Front Wheel Spacer Kit	Rear Wheel Spacer Kit	Crank Shaft Bearing Kit	Counter Shaft Seal Kit	Steering Bearing & Seal Kit	Lower Chain Roller	Upper Chain Roller	Rear Shock Seal Head Kit	Fork Bushing Kit	Fork Seal & Dust Seal Kit	Fork Seal Kit	Fork Dust Seal Kit	Swing Arm Bearing Kit	Swing Arm Linkage Kit	Lower Rear Shock Bearing Kit	Upper Rear Shock Bearing Kit
SUZUKI																				
50	1978 - 80	RM50	25-1166	25-1289			24-1068			22-1042					56-100	55-100	57-133			
60	1979 - 83	RM60	25-1166	25-1289			24-1068			22-1042					56-100	55-100	57-133			
60	2003	RM60	25-1165	25-1181	11-1024	11-1072	24-1006			22-1040	79-5009	79-5009			56-106	55-103	57-124	28-1067	27-1059	29-5040
65	2003 - 05	RM65	25-1181	25-1181	11-1024	11-1072	24-1006			22-1022	79-5009	79-5009			56-113	55-107	57-113	28-1067	27-1011	29-5022
70	2008 - 09	DR-Z 70	25-1025	25-1573																
75	1974 - 76	TM75	25-1166	25-1176												55-101				
75	1975 - 77	TS75	25-1166	25-1176																
80	1978 - 00	DS80	25-1166	25-1289						22-1042					56-100	55-100	57-133			
80	2001 - 04	JR80	25-1166	25-1289						22-1042					56-100	55-100	57-133			
80	1977	RM80	25-1166	25-1289						22-1042					56-101	55-101	57-126			
80	1978	RM80	25-1166	25-1289						22-1042					56-102	55-101	57-127			
80	1979	RM80	25-1166	25-1289						22-1042					56-106	55-103	57-124			
80	1980	RM80	25-1166	25-1289						22-1042	79-5001	79-5001			56-106	55-103	57-124			
80	1981	RM80	25-1166	25-1289						22-1042	79-5001	79-5001	37-1005		56-106	55-103	57-124			
80	1982	RM80	25-1138	25-1199			24-1012			22-1042	79-5001	79-5001	37-1005		56-106	55-103	57-124	28-1107		
80	1983 - 85	RM80	25-1138	25-1199						22-1042	79-5001	79-5001	37-1005		56-106	55-103	57-124	28-1107		
80	1986	RM80	25-1138	25-1160			24-1013			22-1045	79-5001	79-5001	37-1005		56-113	55-107	57-113	28-1069		
80	1987 - 88	RM80	25-1138	25-1160			24-1013			22-1045	79-5008	79-5008	37-1005		56-113	55-107	57-113	28-1069		
80	1989	RM80	25-1138	25-1160			24-1014			22-1045	79-5008	79-5008	37-1005		56-115	55-108	57-112	28-1069		
80	1990	RM80	25-1172	25-1168			24-1014			22-1006	79-5008	79-5008	37-1005		56-115	55-108	57-112	28-1070	27-1057	29-5009
80	1991 - 01	RM80	25-1172	25-1168			24-1014			22-1006	79-5008	79-5008	37-1005		56-115	55-108	57-112	28-1063	27-1057	29-5009
85	2002 - 03	RM85	25-1172	25-1168			24-1014			22-1006	79-5008	79-5008	37-1005		56-123	55-111	57-109	28-1063	27-1057	29-5009
85	2003	RM85L	25-1172	25-1168			24-1014			22-1006	79-5008	79-5008	37-1005		56-123	55-111	57-109	28-1089	27-1057	29-5009
85	2004	RM85, RM85L	25-1172	25-1168			24-1014			22-1006	79-5008	79-5008	37-1005		56-123	55-111	57-109	28-1089	27-1114	29-5051
85	2005 - 12	RM85, RM85L	25-1172	25-1168			24-1014			22-1006	79-5008	79-5008	37-1010		56-123	55-111	57-109	28-1089	27-1134	29-5025
90	1972 - 77	RV90	25-1167	25-1175						22-1042										
100	1983 - 90	DR100	25-1167	25-1197			24-1036			22-1042		79-5001				55-103				
100	1978 - 81	DS100	25-1167	25-1197						22-1042					56-102	55-101	57-127			
100	1976 - 78	RM100	25-1167	25-1197						22-1005					56-105	55-102	57-123			
100	1979 - 81	RM100	25-1167	25-1143						22-1007	79-5002	79-5002				55-108				
100	2003	RM100	25-1181	25-1033			24-1006			22-1022	79-5012	79-5012	37-1012		56-121	55-110	57-110	28-1067	27-1014	29-5022
100	1983	SP100	25-1167	25-1197			24-1036			22-1042										
100	1973 - 75	TS100	25-1167	25-1198			24-1070								56-105	55-102	57-123			
100	1976 - 77	TS100	25-1303	25-1382			24-1070								56-105	55-102	57-123			
100	1978 - 79	TS100	25-1167	25-1197											56-102	55-101	57-127			
100	1980 - 81	TS100	25-1167	25-1197												55-103				
110	2003 - 05	DRZ110	25-1165	25-1400	11-1023	11-1037				22-1040					56-106	55-103	57-124	28-1173		
125	1982 - 84	DR125	25-1167	25-1197			24-1036			22-1042										
125	1986 - 88	DR125	25-1167	25-1197			24-1036			22-1019					56-115	55-108	57-112	28-1112	27-1113	
125	1994 - 02	DR125SE	25-1439	25-1197			24-1036			22-1004					56-115	55-108	57-112	28-1112	27-1113	
125	2003 - 09	DR-Z125	25-1166	25-1517	11-1026	11-1038	24-1036			22-1006		79-5001				55-103	57-112	28-1121	27-1120	29-5024
125	2003 - 06	DR-Z125L	25-1439	25-1517		11-1038	24-1036			22-1006		79-5001				55-103	57-112	28-1121	27-1120	29-5024
125	2007 - 09	DR-Z125L	25-1166	25-1517		11-1038	24-1036			22-1006		79-5001				55-103	57-112	28-1121	27-1120	29-5024
125	1979 - 81	DS125	25-1167	25-1197						22-1042					56-106	55-103	57-124			
125	1975	RM125	25-1303	25-1197						22-1005					56-117	55-108	57-130			
125	1976	RM125	25-1303	25-1197						22-1005						55-108				
125	1977 - 78	RM125	25-1167	25-1197						22-1005						55-110				
125	1979 - 80	RM125	25-1167	25-1143						22-1007					56-124	55-112	57-119	28-1102		
125	1981	RM125	25-1143	25-1143						22-1019	79-5002	79-5002			56-124	55-112	57-119	28-1008		
125	1982 - 83	RM125	25-1143	25-1143			24-1015			22-1019	79-5002	79-5002	37-1010		56-124	55-112	57-119	28-1008		
125	1984	RM125	25-1143	25-1143			24-1015			22-1019	79-5002	79-5006	37-1010	38-6014	56-136	55-122	57-117	28-1008		
125	1985	RM125	25-1143	25-1143			24-1015			22-1019	79-5002	79-5006	37-1010	38-6014	56-136	55-122	57-117	28-1008		29-1008
125	1986	RM125	25-1143	25-1143			24-1015			22-1019	79-5006	79-5006	37-1010	38-6014	56-136	55-122	57-117	28-1008		29-1008
125	1987	RM125	25-1135	25-1371			24-1015			22-1019	79-5002	79-5002	37-1007	38-6014	56-136	55-122	57-117	28-1008	27-1076	29-1008

APPLICATION			BEARING & SEAL KITS							CHAIN ROLLERS		SUSPENSION - SEALS & BUSHING KITS					SUSPENSION - BEARING & SEAL KITS			
Eng	Year	Model No																		
			Front Wheel Bearing	Rear Wheel Bearing	Front Wheel Spacer Kit	Rear Wheel Spacer Kit	Crank Shaft Bearing Kit	Counter Shaft Seal Kit	Steering Bearing & Seal Kit	Lower Chain Roller	Upper Chain Roller	Rear Shock Seal Head Kit	Fork Bushing Kit	Fork Seal & Dust Seal Kit	Fork Seal Kit	Fork Dust Seal Kit	Swing Arm Bearing Kit	Swing Arm Linkage Kit	Lower Rear Shock Bearing Kit	Upper Rear Shock Bearing Kit
SUZUKI CONTINUED																				
125	1988	RM125	25-1135	25-1263			24-1015		22-1004	79-5002	79-5002	37-1007	38-6014	56-138	55-123	57-117	28-1008	27-1076	29-1008	29-5050
125	1989	RM125	25-1135	25-1263		11-1044	24-1016		22-1024	79-5008	79-5002	37-1007	38-6071	56-140	55-125	57-116	28-1002	27-1075	29-5033	29-5050
125	1990	RM125	25-1135	25-1263		11-1044	24-1016		22-1024	79-5002	79-5002	37-1007	38-6078	56-129	55-117	57-107	28-1002	27-1071	29-5009	29-5050
125	1991	RM125	25-1135	25-1263		11-1044	24-1016		22-1001	79-5002	79-5002	37-1008	38-6006	56-139	55-124	57-101	28-1002	27-1072	29-5009	29-1011
125	1992	RM125	25-1135	25-1233		11-1045	24-1016	25-4029	22-1001	79-5002	79-5002	37-1113	38-6030	56-139	55-124	57-101	28-1045	27-1074	29-5011	29-1011
125	1993	RM125	25-1135	25-1233		11-1045	24-1016	25-4029	22-1013	79-5002	79-5002	37-1113	38-6030	56-139	55-124	57-101	28-1045	27-1069	29-5011	29-1011
125	1994	RM125	25-1135	25-1233		11-1046	24-1016	25-4029	22-1013	79-5002	79-5002	37-1113		56-139	55-124	57-101	28-1045	27-1069	29-5011	29-1011
125	1995	RM125	25-1135	25-1243		11-1047-1	24-1016	25-4029	22-1013	79-5002	79-5002	37-1113		56-139	55-124	57-101	28-1045	27-1069	29-5011	29-1011
125	1996	RM125	25-1079	25-1243	11-1053	11-1048-1	24-1016	25-4029	22-1013	79-5002	79-5002	37-1113		56-144	55-129	57-104	28-1047	27-1064	29-5025	29-5054
125	1997	RM125	25-1079	25-1243	11-1054	11-1048-1	24-1016	25-4029	22-1013	79-5002	79-5002	37-1113		56-144	55-129	57-104	28-1047	27-1064	29-5025	29-5054
125	1998	RM125	25-1079	25-1243	11-1054	11-1048-1	24-1016	25-4029	22-1013	79-5002	79-5002	37-1001	38-6042	56-144	55-129	57-104	28-1047	27-1053	29-5025	29-5054
125	1999	RM125	25-1079	25-1243	11-1054	11-1048-1	24-1016	25-4029	22-1013	79-5002	79-5002	37-1001		56-144	55-129	57-104	28-1047	27-1053	29-5025	29-5054
125	2000	RM125	25-1079	25-1255	11-1054	11-1049-1	24-1016	25-4029	22-1013	79-5002	79-5002	37-1001	38-6040	56-144	55-129	57-104	28-1047	27-1043	29-5024	29-5054
125	2001	RM125	25-1363	25-1255	11-1055-1	11-1049-1	24-1016	25-4029	22-1013	79-5001	79-5001	37-1001	38-6072	56-142	55-127	57-100	28-1047	27-1131	29-5049	29-1003
125	2002-03	RM125	25-1363	25-1255	11-1055-1	11-1049-1	24-1016	25-4029	22-1013	79-5001	79-5001	37-1001	38-6032	56-142	55-127	57-100	28-1047	27-1132	29-5025	29-1003
125	2004	RM125	25-1363	25-1255	11-1055-1	11-1049-1	24-1016	25-4026	22-1013	79-5001	79-5001	37-1001	38-6072	56-142	55-127	57-100	28-1047	27-1127	29-5025	29-1003
125	2005-08	RM125	25-1363	25-1255	11-1055-1	11-1049-1	24-1016	25-4026	22-1048	79-5001	79-5001	37-1125	38-6015	56-142	55-127	57-100	28-1047	27-1127	29-5025	29-1003
125	2003-08	RV 125 (EURO)	25-1147	25-1197					22-1004											
125	1974-77	RV125	25-1167	25-1440					22-1042					56-105	55-102	57-123				
125	1982-83	SP125	25-1167	25-1197			24-1036		22-1019											
125	1986-88	SP125	25-1167	25-1197			24-1036		22-1019					56-115	55-108	57-112	28-1112	27-1113	29-5045	
125	1973	TC125	25-1167	25-1197					22-1042					56-105	55-102	57-123				
125	1974-75	TC125	25-1303	25-1197					22-1042					56-105	55-102	57-123				
125	1976-77	TC125	25-1303	25-1382					22-1042					56-105	55-102	57-123				
125	1979-11	TF125 (NZ AU)	25-1167	25-1197					22-1042					56-105	55-102	57-123	28-1205			
125	1973	TM125	25-1167	25-1197					22-1042					56-105	55-102	57-123				
125	1974-75	TM125	25-1167	25-1197					22-1042					56-105	55-102	57-123				
125	1971	TS125	25-1167	25-1197					22-1042					56-105	55-102	57-123	28-1205			
125	1972-74	TS125	25-1303	25-1197					22-1042					56-105	55-102	57-123	28-1205			
125	1975-77	TS125	25-1303	25-1383					22-1042					56-105	55-102	57-123	28-1205			
125	1981	TS125	25-1167	25-1197					22-1042					56-105	55-102	57-123	28-1205			
175	1978-79	PE175	25-1167	25-1197					22-1005					56-122	55-110	57-120				
175	1980	PE175	25-1167	25-1156					22-1004					56-122	55-110	57-120				
175	1981	PE175	25-1143	25-1156					22-1004					56-122	55-110	57-120				
175	1982-84	PE175	25-1143	25-1156					22-1004					56-124	55-112	57-119	28-1137			
175	1980-82	RS175	25-1167	25-1143					22-1004					56-122	55-110	57-120	28-1102			
185	1978-80	DS185	25-1167	25-1197					22-1042											
185	1974-75	TC185	25-1167	25-1197					22-1042					56-105	55-102	57-123				
185	1976-77	TC185	25-1167	25-1143					22-1042					56-105	55-102	57-123				
185	1972	TS185	25-1167	25-1143					22-1042					56-105	55-102	57-123				
200	1986-88	DR200	25-1170	25-1197			24-1036		22-1004					56-115	55-108	57-112	28-1112	27-1113	29-5045	
200	1996-09	DR200 SE	25-1170	25-1197			24-1036		22-1004					56-115	55-108	57-112	28-1112	27-1113	29-5045	
200	1986-88	SP200	25-1167	25-1197			24-1036		22-1019					56-115	55-108	57-112	28-1112	27-1113	29-5045	
250	1982-85	DR250	25-1167	25-1231			24-1042		22-1019	79-5002	79-5002			56-122	55-110	57-120				
250	1990-93	DR250	25-1188	25-1066			24-1059		22-1004	79-5002	79-5002			56-133-1	55-120	57-108-1	28-1105	27-1061	29-5033	
250	1990-95	DR250S	25-1188	25-1256			24-1059		22-1004	79-5002	79-5002			56-133-1	55-120	57-108-1	28-1105	27-1061	29-5033	
250	2001-07	DRZ250	25-1051	25-1066	11-1056	11-1050	24-1033		22-1013	79-5002	79-5001		38-6033	56-133-1	55-120	57-108-1	28-1105	27-1060	29-5020	
250	1980	DS250	25-1167	25-1326					22-1005						55-110					
250	1977	PE250	25-1167	25-1210					22-1005						55-110					
250	1978	PE250	25-1167	25-1210					22-1005						55-110					
250	1979	PE250	25-1167	25-1210					22-1005					56-122	55-110	57-120				
250	1980-81	PE250	25-1167	25-1100					22-1004	79-5002	79-5002			56-122	55-110	57-120				
250	1974-75	RL250							22-1042					56-117	55-108	57-130				
250	1976	RM250	25-1289	25-1147					22-1005					55-110						

APPLICATION

BEARING & SEAL KITS

CHAIN ROLLERS

SUSPENSION - SEALS & BUSHING KITS

SUSPENSION - BEARING & SEAL KITS

Eng	Year	Model No	Front Wheel Bearing		Rear Wheel Bearing		Crank Shaft Bearing Kit	Counter Shaft Seal Kit	Steering Bearing & Seal Kit	Lower Chain Roller	Upper Chain Roller	Rear Shock Seal Head Kit	Fork Bushing Kit	Fork Seal & Dust Seal Kit	Fork Seal Kit	Fork Dust Seal Kit	Swing Arm Bearing Kit	Swing Arm Linkage Kit	Lower Rear Shock Bearing Kit	Upper Rear Shock Bearing Kit
			Front Wheel Spacer Kit	Rear Wheel Spacer Kit	Front Wheel Bearing	Rear Wheel Bearing														
SUZUKI CONTINUED																				
250	1977	RM250	25-1289	25-1105					22-1005							55-110				
250	1978	RM250	25-1167	25-1210					22-1005							55-110				
250	1979	RM250	25-1167	25-1143					22-1007											
250	1980	RM250	25-1167	25-1143					22-1007	79-5002	79-5002			56-124	55-112	57-119			28-1106	
250	1981	RM250	25-1143	25-1143					22-1019	79-5002	79-5002	37-1002		56-124	55-112	57-119			28-1008	
250	1982	RM250	25-1143	25-1143			24-1069		22-1019	79-5002	79-5002	37-1002		56-124	55-112	57-119			28-1008	
250	1983	RM250	25-1143	25-1143			24-1069		22-1019	79-5002	79-5002	37-1002	38-6014	56-136	55-122	57-117			28-1008	
250	1984	RM250	25-1143	25-1242			24-1069		22-1019	79-5002	79-5006	37-1002	38-6014	56-136	55-122	57-117			28-1007	
250	1985	RM250	25-1143	25-1242			24-1069		22-1019	79-5002	79-5006	37-1002	38-6014	56-136	55-122	57-117			28-1007	29-1008
250	1986	RM250	25-1143	25-1242			24-1017		22-1019	79-5002	79-5002	37-1002	38-6014	56-136	55-122	57-117			28-1007	29-1008
250	1987	RM250	25-1135	25-1263			24-1017		22-1019	79-5002	79-5002	37-1007	38-6014	56-136	55-122	57-117			28-1001	27-1076
250	1988	RM250	25-1135	25-1262			24-1017		22-1004	79-5002	79-5002	37-1007	38-6014	56-138	55-123	57-117			28-1001	27-1076
250	1989	RM250	25-1135	25-1262		11-1044	24-1019	25-4027	22-1024	79-5008	79-5002	37-1007	38-6030	56-129	55-117	57-107			28-1045	27-1075
250	1990	RM250	25-1135	25-1262		11-1044	24-1019	25-4027	22-1024	79-5002	79-5002	37-1008	38-6078	56-129	55-117	57-107			28-1045	27-1071
250	1991	RM250	25-1135	25-1262		11-1044	24-1019	25-4027	22-1001	79-5002	79-5002	37-1008	38-6006	56-139	55-124	57-101			28-1045	27-1072
250	1992	RM250	25-1135	25-1233		11-1045	24-1019	25-4027	22-1001	79-5002	79-5002	37-1113	38-6030	56-139	55-124	57-101			28-1045	27-1074
250	1993	RM250	25-1135	25-1233		11-1046	24-1019	25-4027	22-1013	79-5002	79-5002	37-1113	38-6030	56-139	55-124	57-101			28-1045	27-1069
250	1994	RM250	25-1135	25-1233		11-1046	24-1020	25-4027	22-1013	79-5002	79-5002	37-1113		56-139	55-124	57-101			28-1045	27-1069
250	1995	RM250	25-1135	25-1233		11-1047-1	24-1020	25-4027	22-1013	79-5002	79-5002	37-1113		56-139	55-124	57-101			28-1045	27-1069
250	1996	RM250	25-1079	25-1243		11-1053	11-1048-1	24-1021	25-4027	79-5002	79-5002	37-1113		56-144	55-129	57-104			28-1047	27-1064
250	1997	RM250	25-1079	25-1243		11-1054	11-1048-1	24-1021	25-4027	79-5002	79-5002	37-1113		56-144	55-129	57-104			28-1047	27-1064
250	1998	RM250	25-1079	25-1243		11-1054	11-1048-1	24-1021	25-4027	79-5002	79-5002	37-1001	38-6042	56-144	55-129	57-104			28-1047	27-1053
250	1999	RM250	25-1079	25-1243		11-1054	11-1048-1	24-1021	25-4027	79-5002	79-5002	37-1001		56-144	55-129	57-104			28-1047	27-1053
250	2000	RM250	25-1079	25-1255		11-1054	11-1049-1	24-1021	25-4027	79-5002	79-5002	37-1001	38-6040	56-144	55-129	57-104			28-1047	27-1043
250	2001	RM250	25-1363	25-1255		11-1055-1	11-1049-1	24-1021	25-4027	79-5001	79-5001	37-1002	38-6044	56-141	55-126	57-103			28-1047	27-1131
250	2002	RM250	25-1363	25-1255		11-1055-1	11-1049-1	24-1021	25-4027	79-5001	79-5001	37-1002	38-6044	56-141	55-126	57-103			28-1047	27-1132
250	2003	RM250	25-1363	25-1255		11-1055-1	11-1049-1	24-1046	25-4028	79-5001	79-5001	37-1002	38-6045	56-141	55-126	57-103			28-1047	27-1132
250	2004	RM250	25-1363	25-1255		11-1055-1	11-1049-1	24-1046	25-4028	79-5001	79-5001	37-1001	38-6046	56-142	55-127	57-100			28-1047	27-1127
250	2005 - 08	RM250	25-1363	25-1255		11-1055-1	11-1049-1	24-1046	25-4028	79-5001	79-5001	37-1125	38-6020	56-142	55-127	57-100			28-1047	27-1127
250	1989	RMX250	25-1051	25-1262		11-1056	11-1044	24-1091	25-4027	79-5002	79-5002	37-1007		56-129	55-117	57-107			28-1045	27-1075
250	1990	RMX250	25-1051	25-1262		11-1056	11-1044	24-1091	25-4027	79-5002	79-5002	37-1007	38-6078	56-129	55-117	57-107			28-1045	27-1075
250	1991	RMX250	25-1052	25-1262		11-1056	11-1044	24-1091	25-4027	79-5002	79-5002	37-1008	38-6006	56-139	55-124	57-101			28-1045	27-1136
250	1992	RMX250	25-1052	25-1262		11-1056	11-1044	24-1091	25-4027	79-5002	79-5002	37-1008	38-6030	56-139	55-124	57-101			28-1045	27-1136
250	1993 - 94	RMX250	25-1052	25-1262		11-1056	11-1044	24-1091	25-4027	79-5002	79-5002	37-1008	38-6030	56-139	55-124	57-101			28-1045	27-1136
250	1995 - 98	RMX250	25-1052	25-1262		11-1056	11-1044	24-1060	25-4027	79-5002	79-5002	37-1008	38-6030	56-139	55-124	57-101			28-1045	27-1136
250	2004 - 06	RMZ250	25-1079	25-1406		11-1029	11-1042-1	24-1081	25-4013	79-5001	79-5001	37-1004	38-6036	56-147	55-132	57-105			28-1115	27-1117
250	2007	RMZ250	25-1482	25-1250		11-1058-1	11-1051-1		25-4026	79-5001	79-5001	37-1125	38-6015	56-142	55-127	57-100			28-1047	27-1127
250	2008 - 09	RMZ250	25-1482	25-1250		11-1058-1	11-1051-1		25-4026	79-5001	79-5001	37-1125	38-6015	56-142	55-127	57-100			28-1047	27-1127
250	2010	RMZ250	25-1482	25-1250		11-1058-1	11-1051-1		25-4026	79-5001	79-5001		38-6015	56-142	55-127	57-100			28-1047	27-1179
250	2011 - 12	RMZ250	25-1482	25-1250		11-1058-1	11-1051-1		25-4026	79-5001			38-6015	56-142	55-127	57-100			28-1047	27-1179
250	1980 - 81	RS250	25-1167	25-1236					22-1004					56-122	55-110	57-120				
250	1982	SP250	25-1167	25-1231					22-1019						55-108					
250	1972 - 73	TM250 Champion	25-1303	25-1326					22-1005											
250	1974 - 75	TM250 Champion	25-1303	25-1326					22-1005							55-108				
250	1969 - 70	TS250 Savage							22-1005											
250	1971 - 76	TS250 Savage	25-1160	25-1326					22-1005											
250	1977 - 79	TS250 Savage	25-1167	25-1326					22-1005							55-108				
250	1980	TS250 Savage	25-1167	25-1326					22-1005							55-110				
250	1981	TS250 Savage	25-1167	25-1326					22-1005							55-110				
350	1990 - 96	DR350	25-1188	25-1066			24-1059		22-1004	79-5002	79-5002			56-133-1	55-120	57-108-1			28-1105	27-1061
350	1997 - 99	DR350	25-1052	25-1066			24-1059		22-1004	79-5002	79-5002			56-133-1	55-120	57-108-1			28-1105	27-1061
350	1990 - 95	DR350SE	25-1188	25-1256			24-1059		22-1004	79-5002	79-5002			56-133-1	55-120	57-108-1			28-1105	27-1061
350	1996	DR350SE	25-1188	25-1066			24-1059		22-1004	79-5002	79-5002			56-133-1	55-120	57-108-1			28-1105	27-1061
350	1997	DR350SE	25-1188	25-1066</																

APPLICATION			BEARING & SEAL KITS					CHAIN ROLLERS		SUSPENSION - SEALS & BUSHING KITS					SUSPENSION - BEARING & SEAL KITS						
Eng	Year	Model No	Front Wheel Bearing	Rear Wheel Bearing	Front Wheel Spacer Kit	Rear Wheel Spacer Kit	Crank Shaft Bearing Kit	Counter Shaft Seal Kit	Steering Bearing & Seal Kit	Lower Chain Roller	Upper Chain Roller	Rear Shock Seal Head Kit	Fork Bushing Kit	Fork Seal & Dust Seal Kit	Fork Seal Kit	Fork Dust Seal Kit	Swing Arm Bearing Kit	Swing Arm Linkage Kit	Lower Rear Shock Bearing Kit	Upper Rear Shock Bearing Kit	
SUZUKI CONTINUED																					
350	1998 - 99	DR350SE	25-1052	25-1066			24-1059		22-1004	79-5002	79-5008		38-6033	56-133-1	55-120	57-108-1	28-1105	27-1061	29-5033		
370	1978 - 79	DR370	25-1167	25-1325					22-1005						55-110						
370	1976 - 77	RM370	25-1303	25-1147					22-1005						55-110						
370	1978 - 79	SP370	25-1167	25-1325					22-1005						55-110						
400	1980	DR400	25-1167	25-1236			24-1042		22-1004	79-5002	79-5002			56-122	55-110	57-120					
400	2000 - 07	DRZ400E	25-1079	25-1117	11-1057	11-1048-1		25-4025	22-1013	79-5002	79-5001	37-1001	38-6037	56-144	55-129	57-104	28-1047	27-1043	29-5024	29-5054	
400	2000 - 12	DRZ400S	25-1079	25-1117	11-1057	11-1048-1		25-4025	22-1013	79-5002	79-5001	37-1001	38-6037	56-144	55-129	57-104	28-1047	27-1043	29-5024	29-5054	
400	2005 - 09	DRZ400SM	25-1079	25-1117	11-1057	11-1048-1		25-4025	22-1013	79-5002	79-5001	37-1001	38-6076	56-142	55-127	57-100	28-1047	27-1043	29-5024	29-5054	
400	1980 - 81	PE400	25-1167	25-1100					22-1004					56-122	55-110	57-120					
400	1978	RM400	25-1167	25-1210					22-1005						55-110						
400	1979	RM400	25-1167	25-1143					22-1007					56-124	55-112	57-119					
400	1980	RM400	25-1167	25-1143					22-1007	79-5002	79-5002			56-124	55-112	57-119					
400	1971 - 72	TM400	25-1303	25-1326					22-1005												
400	1973 - 75	TM400	25-1303	25-1326					22-1005					56-117	55-108	57-130					
400	1972 - 77	TS400 Apache	25-1160	25-1326					22-1005												
450	2010 - 11	RMX450	25-1482	25-1250	11-1058-1	11-1051-1		25-4030	22-1058	79-5001	79-5001		38-6015	56-142	55-127	57-100	28-1047	27-1179	29-5063	29-1003	
450	2005 - 07	RMZ450	25-1482	25-1250	11-1058-1	11-1051-1		25-4030	22-1048	79-5001	79-5001	37-1125	38-6015	56-142	55-127	57-100	28-1047	27-1127	29-5025	29-1003	
450	2008 - 09	RMZ450	25-1482	25-1250	11-1058-1	11-1051-1		25-4030	22-1058	79-5001	79-5001	37-1125	38-6015	56-142	55-127	57-100	28-1047	27-1127	29-5025	29-1003	
450	2010	RMZ450	25-1482	25-1250	11-1058-1	11-1051-1		25-4030	22-1058	79-5001	79-5001	37-1125	38-6015	56-142	55-127	57-100	28-1047	27-1179	29-5063	29-1003	
450	2011 - 12	RMZ450	25-1482	25-1250	11-1058-1	11-1051-1		25-4030	22-1058	79-5001	79-5001	37-1125	38-6015	56-142	55-127	57-100	28-1047	27-1179	29-5063	29-1003	
465	1981 - 82	RM465	25-1143						22-1019	79-5002	79-5002			56-136	55-122	57-117	28-1008				
500	1981 - 83	DR500	25-1167	25-1236					22-1004	79-5002	79-5002			56-122	55-110	57-120					
500	1983	RM500	25-1143	25-1198					22-1019	79-5002	79-5002			56-136	55-122	57-117	28-1008				
500	1984	RM500	25-1143						22-1019	79-5002	79-5006			56-136	55-122	57-117	28-1008				
500	1981 - 83	SP500	25-1167	25-1236					22-1004						55-110						
600	1985	SP600	25-1143	25-1100					22-1019												
650	1990 - 91	DR650RS (EURO)		25-1347					22-1004					56-130	55-117	57-118					
650	1992 - 96	DR650RS (EURO)	25-1188	25-1347					22-1004					56-130	55-117	57-118					
650	1990 - 91	DR650SE		25-1347					22-1019	79-5008	79-5002		38-6078	56-130	55-117	57-118	28-1104	27-1103	29-1008		
650	1992 - 95	DR650SE	25-1188	25-1347					22-1004	79-5008	79-5002		38-6078	56-130	55-117	57-118	28-1104	27-1103	29-1008		
650	1996 - 05	DR650SE	25-1052	25-1256	11-1056				22-1013	79-5001	79-5001	37-1010	38-6039	56-136	55-122	57-117	28-1105	27-1104	29-5020		
650	2006 - 11	DR650SE	25-1051	25-1256	11-1056				22-1013	79-5001	79-5001	37-1010	38-6039	56-136	55-122	57-117	28-1105	27-1104	29-5020		
650	1997 - 01	XF650 FREEWIND (EURO)	25-1051	25-1256					22-1013								28-1105	27-1104			
800	1990	DR800 (EURO)		25-1347					22-1004					56-130	55-117	57-118					
800	1991 - 97	DR800 (EURO)	25-1188	25-1347					22-1004				38-6039	56-136	55-122	57-117					

TM																					
85	2006	MX 85	25-1135						22-1022	79-5001	79-5001							27-1164	29-5057		
85	2008 - 09	MX 85	25-1135						22-1022	79-5001	79-5001							27-1164	29-5057		
125	1996 - 97	EN 125	25-1135	25-1550					22-1022	79-5001	79-5001			56-149	55-135	57-138	28-1183	27-1155	29-5057		
125	1998 - 01	EN 125	25-1135	25-1550					22-1003	79-5001	79-5001			56-149	55-135	57-138	28-1183	27-1155	29-5057		
125	2002 - 04	EN 125	25-1135	25-1550					22-1010	79-5001	79-5001			56-149	55-135	57-138	28-1183	27-1155	29-5057		
125	2005 - 06	EN 125	25-1549	25-1548					22-1010	79-5001	79-5001						28-1183	27-1156	29-5058		
125	2007	EN 125		25-1548					22-1010	79-5001	79-5001						28-1183	27-1163	29-5061		
125	2008	EN 125		25-1548					22-1010									27-1163	29-5061		
125	2009	EN 125		25-1548					22-1010									27-1163	29-5061		
125	1996 - 97	MX 125	25-1135	25-1550					22-1022	79-5001	79-5001			56-149	55-135	57-138	28-1183	27-1155	29-5057		
125	1998 - 01	MX 125	25-1135	25-1550					22-1003	79-5001	79-5001			56-149	55-135	57-138	28-1183	27-1155	29-5057		
125	2002 - 04	MX 125	25-1135	25-1550					22-1010	79-5001	79-5001			56-149	55-135	57-138	28-1183	27-1155	29-5057		
125	2005 - 06	MX 125	25-1549	25-1548					22-1010	79-5001	79-5001						28-1183	27-1156	29-5058		
125	2007	MX 125		25-1548					22-1010	79-5001	79-5001						28-1183	27-1163	29-5061		
125	2008	MX 125		25-1548					22-1010									27-1163	29-5061		
125	2009	MX 125		25-1548					22-1010									27-1163	29-5061		
125	2009	SMR 125		25-1548					22-1010									27-1163	29-5061		

APPLICATION

BEARING & SEAL KITS

CHAIN ROLLERS

SUSPENSION - SEALS & BUSHING KITS

SUSPENSION - BEARING & SEAL KITS

Eng	Year	Model No	BEARING & SEAL KITS						CHAIN ROLLERS		SUSPENSION - SEALS & BUSHING KITS					SUSPENSION - BEARING & SEAL KITS			
			Front Wheel Bearing	Rear Wheel Bearing	Front Wheel Spacer Kit	Rear Wheel Spacer Kit	Crank Shaft Bearing Kit	Counter Shaft Seal Kit	Steering Bearing & Seal Kit	Lower Chain Roller	Upper Chain Roller	Rear Shock Seal Head Kit	Fork Bushing Kit	Fork Seal & Dust Seal Kit	Fork Seal Kit	Fork Dust Seal Kit	Swing Arm Bearing Kit	Swing Arm Linkage Kit	Lower Rear Shock Bearing Kit
TM CONTINUED																			
125	2005 - 06	SMX 125	25-1549	25-1548					22-1010	79-5001							28-1183	27-1157	29-5057
125	2007	SMX 125		25-1548					22-1010	79-5001							28-1183	27-1163	29-5061
125	2008	SMX 125		25-1548					22-1010									27-1163	29-5061
144	2008 - 09	EN 144		25-1548					22-1010									27-1163	29-5061
144	2008 - 09	MX 144		25-1548					22-1010									27-1163	29-5061
250	1996 - 97	EN 250	25-1135	25-1550					22-1022	79-5001	79-5001		56-149	55-135	57-138	28-1183	27-1155	29-5057	
250	1998 - 01	EN 250	25-1135	25-1550					22-1003	79-5001	79-5001		56-149	55-135	57-138	28-1183	27-1155	29-5057	
250	2002	EN 250	25-1135	25-1550					22-1010	79-5001	79-5001		56-149	55-135	57-138	28-1183	27-1155	29-5057	
250	2003	EN 250	25-1135	25-1550					22-1010	79-5001	79-5001		56-149	55-135	57-138	28-1183	27-1155	29-5057	
250	2004	EN 250	25-1135	25-1550					22-1010	79-5001	79-5001		56-149	55-135	57-138	28-1183	27-1155	29-5057	
250	2005	EN 250	25-1549	25-1548					22-1010	79-5001	79-5001					28-1183	27-1156	29-5058	
250	2006	EN 250	25-1549	25-1548					22-1010	79-5001	79-5001					28-1183	27-1156	29-5058	
250	2007	EN 250		25-1548					22-1010	79-5001	79-5001					28-1183	27-1163	29-5061	
250	2008 - 09	EN 250		25-1548					22-1010									27-1163	29-5061
250	2002 - 03	EN 250F	25-1135	25-1550					22-1010	79-5001	79-5001		56-149	55-135	57-138	28-1183	27-1155	29-5057	
250	2004	EN 250F	25-1135	25-1550					22-1010	79-5001	79-5001		56-149	55-135	57-138	28-1183	27-1155	29-5057	
250	2005	EN 250F	25-1549	25-1548					22-1010	79-5001	79-5001					28-1183	27-1156	29-5058	
250	2006	EN 250F	25-1549	25-1548					22-1010	79-5001	79-5001					28-1183	27-1156	29-5058	
250	2007	EN 250F		25-1548					22-1010	79-5001	79-5001					28-1183	27-1163	29-5061	
250	2008	EN 250F		25-1548					22-1010									27-1163	29-5061
250	2009	EN 250F		25-1548					22-1010									27-1163	29-5061
250	1996 - 97	MX 250	25-1135	25-1550					22-1022	79-5001	79-5001		56-149	55-135	57-138	28-1183	27-1155	29-5057	
250	1998 - 01	MX 250	25-1135	25-1550					22-1003	79-5001	79-5001		56-149	55-135	57-138	28-1183	27-1155	29-5057	
250	2002	MX 250	25-1135	25-1550					22-1010	79-5001	79-5001		56-149	55-135	57-138	28-1183	27-1155	29-5057	
250	2003	MX 250	25-1135	25-1550					22-1010	79-5001	79-5001		56-149	55-135	57-138	28-1183	27-1155	29-5057	
250	2004	MX 250	25-1135	25-1550					22-1010	79-5001	79-5001		56-149	55-135	57-138	28-1183	27-1155	29-5057	
250	2005	MX 250		25-1548					22-1010	79-5001	79-5001					28-1183	27-1156	29-5058	
250	2006	MX 250	25-1549	25-1548					22-1010	79-5001	79-5001					28-1183	27-1156	29-5058	
250	2007	MX 250		25-1548					22-1010	79-5001	79-5001					28-1183	27-1163	29-5061	
250	2008 - 09	MX 250		25-1548					22-1010									27-1163	29-5061
250	2002 - 03	MX 250F	25-1135	25-1550					22-1010	79-5001	79-5001		56-149	55-135	57-138	28-1183	27-1155	29-5057	
250	2004	MX 250F	25-1135	25-1550					22-1010	79-5001	79-5001		56-149	55-135	57-138	28-1183	27-1155	29-5057	
250	2005	MX 250F		25-1548					22-1010	79-5001	79-5001					28-1183	27-1156	29-5058	
250	2006	MX 250F	25-1549	25-1548					22-1010	79-5001	79-5001					28-1183	27-1156	29-5058	
250	2007	MX 250F		25-1548					22-1010	79-5001	79-5001					28-1183	27-1163	29-5061	
250	2008	MX 250F		25-1548					22-1010									27-1163	29-5061
250	2009	MX 250F		25-1548					22-1010									27-1163	29-5061
300	1997	EN 300	25-1135	25-1550					22-1022	79-5001	79-5001		56-149	55-135	57-138	28-1183	27-1155	29-5057	
300	1998	EN 300	25-1135	25-1550					22-1003	79-5001	79-5001		56-149	55-135	57-138	28-1183	27-1155	29-5057	
300	1999 - 01	EN 300	25-1135	25-1550					22-1003	79-5001	79-5001		56-149	55-135	57-138	28-1183	27-1155	29-5057	
300	2002	EN 300	25-1135	25-1550					22-1010	79-5001	79-5001		56-149	55-135	57-138	28-1183	27-1155	29-5057	
300	2003 - 04	EN 300	25-1135	25-1550					22-1010	79-5001	79-5001		56-149	55-135	57-138	28-1183	27-1155	29-5057	
300	2005	EN 300		25-1548					22-1010	79-5001	79-5001					28-1183	27-1156	29-5058	
300	2006	EN 300	25-1549	25-1548					22-1010	79-5001	79-5001					28-1183	27-1156	29-5058	
300	2007	EN 300		25-1548					22-1010	79-5001	79-5001					28-1183	27-1163	29-5061	
300	2008	EN 300		25-1548					22-1010									27-1163	29-5061
300	2009	EN 300		25-1548					22-1010									27-1163	29-5061
300	1997	MX 300	25-1135	25-1550					22-1022	79-5001	79-5001		56-149	55-135	57-138	28-1183	27-1155	29-5057	
300	1998	MX 300	25-1135	25-1550					22-1003	79-5001	79-5001		56-149	55-135	57-138	28-1183	27-1155	29-5057	
300	1999 - 01	MX 300	25-1135	25-1550					22-1003	79-5001	79-5001		56-149	55-135	57-138	28-1183	27-1155	29-5057	
300	2002	MX 300	25-1135	25-1550					22-1010	79-5001	79-5001		56-149	55-135	57-138	28-1183	27-1155	29-5057	
300	2003 - 04	MX 300	25-1135	25-1550					22-1010	79-5001	79-5001		56-149	55-135	57-138	28-1183	27-1155	29-5057	
300	2005	MX 300		25-1548					22-1010	79-5001	79-5001					28-1183	27-1156	29-5058	
300	2006	MX 300	25-1549	25-1548					22-1010	79-5001	79-5001					28-1183	27-1156	29-5058	

APPLICATION			BEARING & SEAL KITS						CHAIN ROLLERS		SUSPENSION - SEALS & BUSHING KITS					SUSPENSION - BEARING & SEAL KITS					
Eng	Year	Model No	Front Wheel Bearing	Rear Wheel Bearing	Front Wheel Spacer Kit	Rear Wheel Spacer Kit	Crank Shaft Bearing Kit	Counter Shaft Seal Kit	Steering Bearing & Seal Kit	Lower Chain Roller	Upper Chain Roller	Rear Shock Seal Head Kit	Fork Bushing Kit	Fork Seal & Dust Seal Kit	Fork Seal Kit	Fork Dust Seal Kit	Swing Arm Bearing Kit	Swing Arm Linkage Kit	Lower Rear Shock Bearing Kit	Upper Rear Shock Bearing Kit	
TM CONTINUED																					
300	2007	MX 300		25-1548					22-1010	79-5001	79-5001						28-1183	27-1163	29-5061		
300	2008	MX 300		25-1548					22-1010									27-1163	29-5061		
300	2009	MX 300		25-1548					22-1010									27-1163	29-5061		
400	2002 - 03	EN 400F	25-1135	25-1550					22-1010	79-5001	79-5001			56-149	55-135	57-138	28-1183	27-1155	29-5057		
400	2002 - 03	MX 400F	25-1135	25-1550					22-1010	79-5001	79-5001			56-149	55-135	57-138	28-1183	27-1155	29-5057		
450	2004	EN 450F	25-1135	25-1550					22-1010	79-5001	79-5001			56-149	55-135	57-138	28-1183	27-1155	29-5057		
450	2005	EN 450F		25-1548					22-1010	79-5001	79-5001						28-1183	27-1156	29-5058		
450	2006	EN 450F	25-1549	25-1548					22-1010	79-5001	79-5001						28-1183	27-1156	29-5058		
450	2007	EN 450F		25-1548					22-1010	79-5001	79-5001						28-1183	27-1163	29-5061		
450	2008	EN 450F		25-1548					22-1010									27-1163	29-5061		
450	2009	EN 450F		25-1548					22-1010									27-1163	29-5061		
450	2004	MX 450F	25-1135	25-1550					22-1010	79-5001	79-5001			56-149	55-135	57-138	28-1183	27-1155	29-5057		
450	2005	MX 450F		25-1548					22-1010	79-5001	79-5001						28-1183	27-1156	29-5058		
450	2006	MX 450F	25-1549	25-1548					22-1010	79-5001	79-5001						28-1183	27-1156	29-5058		
450	2007	MX 450F		25-1548					22-1010	79-5001	79-5001						28-1183	27-1163	29-5061		
450	2008	MX 450F		25-1548					22-1010									27-1163	29-5061		
450	2009	MX 450F		25-1548					22-1010									27-1163	29-5061		
450	2008	SM 450F		25-1548					22-1010									27-1163	29-5061		
450	2009	SMR 450F		25-1548					22-1010									27-1163	29-5061		
450	2005	SMX 450F		25-1550					22-1010	79-5001							28-1183	27-1157	29-5057		
450	2006	SMX 450F	25-1549	25-1550					22-1010	79-5001							28-1183	27-1157	29-5057		
450	2007	SMX 450F		25-1550					22-1010	79-5001							28-1183	27-1163	29-5061		
530	2002 - 04	EN 530F	25-1135	25-1550					22-1010	79-5001	79-5001			56-149	55-135	57-138	28-1183	27-1155	29-5057		
530	2005	EN 530F		25-1548					22-1010	79-5001	79-5001						28-1183	27-1156	29-5058		
530	2006	EN 530F	25-1549	25-1548					22-1010	79-5001	79-5001						28-1183	27-1156	29-5058		
530	2007	EN 530F		25-1548					22-1010	79-5001	79-5001						28-1183	27-1163	29-5061		
530	2008	EN 530F		25-1548					22-1010									27-1163	29-5061		
530	2009	EN 530F		25-1548					22-1010									27-1163	29-5061		
530	2002 - 04	MX 530F	25-1135	25-1550					22-1010	79-5001	79-5001			56-149	55-135	57-138	28-1183	27-1155	29-5057		
530	2005	MX 530F		25-1548					22-1010	79-5001	79-5001						28-1183	27-1156	29-5058		
530	2006	MX 530F	25-1549	25-1548					22-1010	79-5001	79-5001						28-1183	27-1156	29-5058		
530	2007	MX 530F		25-1548					22-1010	79-5001	79-5001						28-1183	27-1163	29-5061		
530	2008	MX 530F		25-1548					22-1010									27-1163	29-5061		
530	2009	MX 530F		25-1548					22-1010									27-1163	29-5061		
530	2008	SMR 530F		25-1548					22-1010									27-1163	29-5061		
530	2009	SMR 530F		25-1548					22-1010									27-1163	29-5061		
660	2006	SMX 660	25-1549	25-1550					22-1010	79-5001							28-1183	27-1157	29-5057		
660	2007	SMX 660		25-1550					22-1010	79-5001							28-1183	27-1163	29-5061		
660	2008 - 09	SMX 660F		25-1548					22-1010									27-1163	29-5061		
660	2005	SMX 660S		25-1550					22-1010	79-5001							28-1183	27-1157	29-5057		

YAMAHA																					
50	1988 - 90	DT50	25-1410	25-1292			24-1022		22-1008					56-104	55-102	57-114					
50	1981 - 09	PW50	25-1159	25-1505			24-1061		22-1064												
50	1979 - 87	QT50	25-1159				24-1061		22-1064												
50	2006 - 09	TTR50	25-1025	25-1025					22-1008												
50	1980	YZ50	25-1161	25-1292			24-1022		22-1008					56-100	55-100	57-133					
60	1981 - 83	YZ60	25-1161	25-1292			24-1022		22-1008					56-100	55-100	57-133					
80	1986 - 90	BW80	25-1009	25-1086			24-1074		22-1008						55-100						
80	1981 - 83	DT80		25-1094			24-1022		22-1008												
80	1973 - 75	GT80	25-1441	25-1442			24-1022		22-1008												
80	1976 - 80	GT80	25-1441	25-1292			24-1022		22-1008												
80	1976 - 78	LB80	25-1441	25-1296			24-1022		22-1008												
80	1980 - 81	MX80	25-1441	25-1296			24-1022		22-1008					56-100	55-100	57-133					

APPLICATION

BEARING & SEAL KITS

CHAIN ROLLERS

SUSPENSION - SEALS & BUSHING KITS

SUSPENSION - BEARING & SEAL KITS

Eng	Year	Model No	BEARING & SEAL KITS						CHAIN ROLLERS		SUSPENSION - SEALS & BUSHING KITS					SUSPENSION - BEARING & SEAL KITS			
			Front Wheel Bearing	Rear Wheel Bearing	Front Wheel Spacer Kit	Rear Wheel Spacer Kit	Crank Shaft Bearing Kit	Counter Shaft Seal Kit	Steering Bearing & Seal Kit	Lower Chain Roller	Upper Chain Roller	Rear Shock Seal Head Kit	Fork Bushing Kit	Fork Seal & Dust Seal Kit	Fork Seal Kit	Fork Dust Seal Kit	Swing Arm Bearing Kit	Swing Arm Linkage Kit	Lower Rear Shock Bearing Kit
YAMAHA CONTINUED																			
80	1982	MX80	25-1441	25-1296										56-100	55-100	57-133			
80	1983 - 06	PW80	25-1161	25-1095			24-1074							56-100	55-100	57-133			
80	1974 - 75	TY80	25-1161	25-1292			24-1022												
80	1974 - 77	YZ80	25-1009	25-1292			24-1022												
80	1978	YZ80	25-1009	25-1296										56-103	55-101	57-129			
80	1979	YZ80	25-1009	25-1296										56-106	55-103	57-124			
80	1980	YZ80	25-1009	25-1292			24-1022							56-106	55-103	57-124			
80	1981	YZ80	25-1009	25-1292			24-1022		79-5002		37-1115			56-106	55-103	57-124			
80	1982	YZ80	25-1009	25-1319			24-1022		79-5002		37-1115			56-106	55-103	57-124			
80	1983	YZ80	25-1009	25-1319			24-1022		79-5009		37-1115			56-112	55-106	57-125			
80	1984	YZ80	25-1009	25-1185			24-1022		79-5009		37-1115			56-112	55-106	57-125	28-1060	27-1001	
80	1985 - 86	YZ80	25-1009	25-1185	11-1059	11-1032	24-1022		79-5009		37-1115			56-112	55-106	57-125	28-1060	27-1001	
80	1987 - 92	YZ80	25-1009	25-1185	11-1060	11-1032	24-1022		79-5009		37-1115			56-112	55-106	57-125	28-1060	27-1001	
80	1993 - 98	YZ80	25-1025	25-1168	11-1061	11-1076	24-1023		79-5009		37-1010	38-6047		56-121	55-110	57-110	28-1062	27-1058	29-5013
80	1999 - 01	YZ80	25-1025	25-1168	11-1061	11-1076	24-1023		79-5009		37-1010	38-6047		56-121	55-110	57-110	28-1061	27-1058	29-5013
85	2002	YZ85	25-1025	25-1168	11-1061	11-1076	24-1023	25-4024		79-5009	37-1010	38-6047		56-121	55-110	57-110	28-1061	27-1058	29-5013
85	2003 - 12	YZ85	25-1025	25-1168	11-1061	11-1076	24-1023	25-4024		79-5009	37-1010	38-6047		56-121	55-110	57-110	28-1061	27-1095	29-5015
90	2000 - 07	TTR90	25-1161	25-1095										56-100	55-100	57-133			
100	1974 - 76	DT100	25-1410	25-1411			24-1063							56-105	55-102	57-123	50-1011		
100	1977 - 78	DT100	25-1410	25-1095			24-1063							56-103	55-101	57-129			
100	1979	DT100	25-1410	25-1095			24-1063							56-103	55-101	57-129			
100	1980 - 83	DT100	25-1410	25-1095			24-1063							56-103	55-101	57-129			
100	1974 - 75	MX100	25-1410	25-1411			24-1063							56-105	55-102	57-123			
100	1979	MX100	25-1410	25-1095			24-1063							56-103	55-101	57-129			
100	1980 - 83	MX100	25-1410	25-1095			24-1063							56-103	55-101	57-129			
100	1990 - 00	RT100	25-1410	25-1095			24-1063							56-103	55-101	57-129			
100	1976 - 77	YZ100	25-1038	25-1201			24-1073							55-133			50-1011		
100	1978 - 79	YZ100	25-1410	25-1201			24-1073										50-1011		
100	1980 - 81	YZ100	25-1410	25-1201			24-1073								55-108		50-1011		
100	1982 - 83	YZ100	25-1410	25-1200			24-1072		79-5008		37-1116			56-120	55-109	57-120			
110	2008 - 12	TTR110	25-1161	25-1589											55-104				
125	2005 - 06	DT X 125 (EURO)		25-1271															
125	1974	DT125	25-1410	25-1201			24-1072							56-105	55-102	57-123			
125	1975	DT125	25-1410	25-1201			24-1072							56-105	55-102	57-123			
125	1976	DT125	25-1410	25-1201			24-1072								55-102				
125	1977	DT125	25-1410	25-1201			24-1072												
125	1978	DT125	25-1410	25-1201			24-1072												
125	1979 - 81	DT125	25-1410	25-1201			24-1072								55-104		50-1011		
125	1999 - 04	DT125 (EURO)	25-1038	25-1271															
125	2005 - 06	DT125 (EURO)	25-1038	25-1271															
125	1980	IT125	25-1410	25-1201			24-1073												50-1011
125	1981	IT125	25-1410	25-1201			24-1073							56-116	55-108	57-121			50-1011
125	1974 - 75	MX125	25-1410	25-1201			24-1072							56-105	55-102	57-123			50-1011
125	1976	MX125	25-1038	25-1201			24-1073								55-133				50-1011
125	2000	TT125	25-1292	25-1295					79-5008					56-104	55-102	57-114			28-1098
125	2000 - 07	TTR125 Drum Brake	25-1292	25-1292	11-1062	11-1077			79-5008					56-104	55-102	57-114			28-1098
125	2008 - 09	TTR125 Drum Brake	25-1292	25-1292	11-1062	11-1077			79-5008						55-104				27-1097
125	2000 - 07	TTR125L Disc Brake	25-1041	25-1292	11-1063	11-1077			79-5008					56-104	55-102	57-114			28-1098
125	2008 - 12	TTR125L Disc Brake	25-1041	25-1292	11-1063	11-1077			79-5008						55-104				27-1097
125	1982 - 83	XT125	25-1410	25-1189															
125	1974	YZ125	25-1410	25-1201			24-1072							56-105	55-102	57-123			28-1135
125	1975	YZ125	25-1410	25-1201			24-1072							56-105	55-102	57-123			
125	1976	YZ125	25-1038	25-1201			24-1073								55-133				
125	1977	YZ125	25-1038	25-1201			24-1073							56-120	55-109	57-120			

APPLICATION			BEARING & SEAL KITS					CHAIN ROLLERS		SUSPENSION - SEALS & BUSHING KITS					SUSPENSION - BEARING & SEAL KITS						
Eng	Year	Model No	Front Wheel Bearing	Rear Wheel Bearing	Front Wheel Spacer Kit	Rear Wheel Spacer Kit	Crank Shaft Bearing Kit	Counter Shaft Seal Kit	Steering Bearing & Seal Kit	Lower Chain Roller	Upper Chain Roller	Rear Shock Seal Head Kit	Fork Bushing Kit	Fork Seal & Dust Seal Kit	Fork Seal Kit	Fork Dust Seal Kit	Swing Arm Bearing Kit	Swing Arm Linkage Kit	Lower Rear Shock Bearing Kit	Upper Rear Shock Bearing Kit	
YAMAHA CONTINUED																					
125	1978 - 79	YZ125	25-1038	25-1201			24-1073		22-1004	79-5002	79-5002	37-1116		56-120	55-109	57-120					
125	1980	YZ125	25-1038	25-1200			24-1072		22-1004	79-5002	79-5002	37-1116		56-120	55-109	57-120	28-1143				
125	1981	YZ125	25-1038	25-1200			24-1072		22-1004	79-5008		37-1116		56-124	55-112	57-119	28-1143				
125	1982	YZ125	25-1038	25-1228			24-1072		22-1004	79-5008		37-1116		56-124	55-112	57-119	28-1143				
125	1983	YZ125	25-1444	25-1228			24-1072		22-1004	79-5009		37-1116		56-124	55-112	57-119	28-1022	27-1109	29-5027	29-1020	
125	1984	YZ125	25-1444	25-1228			24-1072		22-1004	79-5009		37-1115		56-133	55-120	57-108	28-1022	27-1109	29-5027	29-1020	
125	1985	YZ125	25-1444	25-1228	11-1064		24-1072		22-1004	79-5009		37-1115		56-133-1	55-120	57-108-1	28-1022	27-1109	29-5027	29-1020	
125	1986	YZ125	25-1444	25-1271	11-1065	11-1078-1	24-1024		22-1004	79-5008	79-5008	37-1116	38-6048	56-136	55-122	57-117	28-1024	27-1081	29-5027	29-1020	
125	1987	YZ125	25-1444	25-1271	11-1066	11-1078-1	24-1024	25-4024	22-1024	79-5007	79-5008	37-1116	38-6048	56-136	55-122	57-117	28-1031	27-1080	29-5027	29-1020	
125	1988	YZ125	25-1444	25-1271	11-1066	11-1079-1	24-1024	25-4024	22-1024	79-5007	79-5008	37-1116	38-6048	56-136	55-122	57-117	28-1071	27-1080	29-5027	29-1020	
125	1989	YZ125	25-1444	25-1271	11-1066		24-1024	25-4024	22-1024	79-5007	79-5007		38-6078	56-129	55-117	57-107	28-1071	27-1084	29-5013	29-1010	
125	1990	YZ125	25-1444	25-1271	11-1066	11-1093-1	24-1024	25-4024	22-1024	79-5007	79-5007			56-129	55-117	57-107	28-1071	27-1084	29-5013	29-1010	
125	1991	YZ125	25-1444	25-1271	11-1066	11-1079-1	24-1024	25-4024	22-1024	79-5007	79-5007		38-6048	56-135	55-122	57-102	28-1071	27-1084	29-5013	29-1010	
125	1992	YZ125	25-1054	25-1271	11-1067	11-1079-1	24-1024	25-4024	22-1024	79-5007	79-5007		38-6048	56-135	55-122	57-102	28-1071	27-1084	29-5013	29-1010	
125	1993	YZ125	25-1054	25-1271	11-1067	11-1079-1	24-1024	25-4024	22-1024	79-5007	79-5008	37-1002	38-6014	56-135	55-122	57-102	28-1077	27-1088	29-5016	29-1010	
125	1994 - 95	YZ125	25-1054	25-1271	11-1067	11-1079-1	24-1024	25-4024	22-1024	79-5007	79-5008	37-1002	38-6014	56-135	55-122	57-102	28-1078	27-1088	29-5016	29-1010	
125	1996 - 97	YZ125	25-1090	25-1271	11-1068	11-1079-1	24-1024	25-4024	22-1001	79-5007	79-5008	37-1002	38-6010	56-141	55-126	57-103	28-1078	27-1088	29-5016	29-1010	
125	1998	YZ125	25-1092	25-1271	11-1101	11-1079-1	24-1024	25-4024	22-1001	79-5007	79-5008	37-1002	38-6010	56-141	55-126	57-103	28-1076	27-1088	29-5016	29-1016	
125	1999 - 00	YZ125	25-1092	25-1252	11-1069	11-1080-1	24-1024	25-4024	22-1001	79-5007	79-5008	37-1002	38-6010	56-141	55-126	57-103	28-1073	27-1088	29-5016	29-1016	
125	2001	YZ125	25-1092	25-1252	11-1069	11-1080-1	24-1025	25-4024	22-1001	79-5007	79-5008	37-1002	38-6010	56-141	55-126	57-103	28-1073	27-1067	29-5015	29-1016	
125	2002 - 03	YZ125	25-1092	25-1252	11-1070	11-1081-1	24-1025	25-4024	22-1001	79-5007	79-5008	37-1002	38-6010	56-141	55-126	57-103	28-1072	27-1065	29-5015	29-1016	
125	2004	YZ125	25-1092	25-1252	11-1070	11-1081-1	24-1025	25-4024	22-1001	79-5007	79-5008	37-1002	38-6050	56-147	55-132	57-105	28-1072	27-1065	29-5015	29-1016	
125	2005	YZ125	25-1092	25-1252	11-1070	11-1081-1	24-1062	25-4023	22-1001	79-5007	79-5008	37-1002	38-6068	56-147	55-132	57-105	28-1161	27-1129	29-5015	29-1016	
125	2006 - 07	YZ125	25-1092	25-1252	11-1070	11-1081-1	24-1062	25-4023	22-1001	79-5007	79-5008	37-1117	38-6068	56-147	55-132	57-105	28-1160	27-1170	29-5015	29-1016	
125	2008 - 12	YZ125	25-1092	25-1252	11-1100	11-1081-1	24-1062	25-4023	22-1001	79-5007	79-5008	37-1117	38-6068	56-147	55-132	57-105	28-1160	27-1170	29-5015	29-1016	
175	1972	CT175	25-1410	25-1201			24-1072							56-105	55-102	57-123					
175	1974 - 75	DT175	25-1410	25-1201			24-1072		22-1008					56-105	55-102	57-123	28-1135				
175	1976	DT175	25-1410	25-1201			24-1072		22-1008						55-102		28-1135				
175	1978	DT175	25-1410	25-1201			24-1072		22-1008						55-104		50-1011				
175	1979 - 81	DT175	25-1410	25-1201			24-1072		22-1008								50-1011				
175	1977 - 79	IT175	25-1143	25-1201			24-1073		22-1004					56-120	55-109	57-120					
175	1980	IT175	25-1143	25-1200			24-1073		22-1004	79-5002				56-120	55-109	57-120	28-1143				
175	1981	IT175	25-1143	25-1200			24-1073		22-1004	79-5002		37-1116		56-120	55-109	57-120	28-1143				
175	1982	IT175	25-1143	25-1200			24-1072		22-1004	79-5008		37-1116		55-137			28-1143				
175	1983	IT175	25-1143	25-1200			24-1072		22-1004	79-5008		37-1116		56-124	55-112	57-119	28-1143				
175	1974 - 75	MX175	25-1410	25-1201			24-1072		22-1008					56-105	55-102	57-123	28-1135				
175	1979 - 81	MX175	25-1410	25-1201			24-1072		22-1008								50-1011				
175	1975	TY175	25-1410	25-1201			24-1072		22-1008						55-102						
175	1976	TY175	25-1410	25-1201			24-1072		22-1008						55-102		28-1135				
175	1976	YZ175	25-1038	25-1201			24-1073		22-1008					56-120	55-109	57-120	50-1011				
180	1990 - 93	RT180	25-1190	25-1201			24-1071		22-1008					56-116	55-108	57-121	28-1147				
180	1995 - 98	RT180	25-1444	25-1201			24-1071		22-1008					56-115	55-108	57-112	28-1147				
200	1984 - 06	AG200	25-1410	25-1411					22-1008								28-1162				
200	1985 - 88	BW200	25-1104	25-1244					22-1008					56-111	55-106	57-122					
200	1984 - 86	IT200	25-1444	25-1228			24-1064		22-1004	79-5008		37-1115	38-6048	56-136	55-122	57-117	28-1136				
200	1987 - 12	TW200 Trailway	25-1038	25-1227					22-1008					56-111	55-106	57-122	28-1126				
200	1992	WR200	25-1444	25-1271			24-1065		22-1024	79-5008	79-5008		38-6018	56-129	55-117	57-107	28-1148	27-1159	29-5013		
200	1982 - 83	XT200	25-1410	25-1189					22-1008					56-117	55-108	57-130					
225	1986 - 87	TT225	25-1444	25-1189					22-1025	79-5008				56-119	55-109	57-110	28-1122				
225	1999 - 04	TTR225	25-1444	25-1201					22-1025	79-5008				56-119	55-109	57-110	28-1122				
225	1992 - 07	XT225	25-1444	25-1189					22-1025	79-5008				56-119	55-109	57-110	28-1122				
230	2005 - 12	TTR230	25-1444	25-1201					22-1004		79-5008			56-119	55-109	57-110	28-1122	27-1143			
250	1975 - 78	DT250	25-1038	25-1220			24-1026		22-1008					56-119	55-133						
250	1979	DT250	25-1038	25-1220			24-1026		22-1008					56-120	55-109	57-120					

APPLICATION

BEARING & SEAL KITS

CHAIN ROLLERS

SUSPENSION - SEALS & BUSHING KITS

SUSPENSION - BEARING & SEAL KITS

Eng	Year	Model No	BEARING & SEAL KITS						CHAIN ROLLERS		SUSPENSION - SEALS & BUSHING KITS					SUSPENSION - BEARING & SEAL KITS					
			Front Wheel Bearing	Rear Wheel Bearing	Front Wheel Spacer Kit	Rear Wheel Spacer Kit	Crank Shaft Bearing Kit	Counter Shaft Seal Kit	Steering Bearing & Seal Kit	Lower Chain Roller	Upper Chain Roller	Rear Shock Seal Head Kit	Fork Bushing Kit	Fork Seal & Dust Seal Kit	Fork Seal Kit	Fork Dust Seal Kit	Swing Arm Bearing Kit	Swing Arm Linkage Kit	Lower Rear Shock Bearing Kit	Upper Rear Shock Bearing Kit	
YAMAHA CONTINUED																					
250	1977 - 79	IT250	25-1143	25-1220			24-1026							56-120	55-109	57-120					
250	1980	IT250	25-1143	25-1220			24-1026			79-5002				56-120	55-109	57-120					
250	1981	IT250	25-1143	25-1267			24-1026			79-5008	79-5008			56-124	55-112	57-119					
250	1982	IT250	25-1143	25-1267			24-1026			79-5001	79-5001			56-124	55-112	57-119					
250	1983	IT250	25-1143	25-1267			24-1026			79-5008	79-5008		38-6048	56-136	55-122	57-117	28-1136				
250	1973 - 74	MX250	25-1038	25-1220																	
250	1975	MX250	25-1038	25-1220			24-1026														
250	1980 - 82	TT250	25-1038	25-1231										56-120	55-109	57-120					
250	1999 - 06	TR250	25-1059	25-1021	11-1071	11-1082	24-1033			79-5008			38-6063	56-136	55-122	57-117	28-1096	27-1094	29-5013		
250	1974 - 77	TY250	25-1410	25-1201			24-1026								55-133						
250	1991	WR250	25-1444	25-1271	11-1066	11-1079-1	24-1027	25-4022	22-1024	79-5007	79-5007			56-135	55-122	57-102	28-1075	27-1084	29-5013	29-1010	
250	1992	WR250	25-1054	25-1271	11-1067	11-1079-1	24-1027	25-4022	22-1024	79-5007	79-5007		38-6048	56-135	55-122	57-102	28-1075	27-1084	29-5013	29-1010	
250	1993	WR250	25-1054	25-1271	11-1067	11-1079-1	24-1027	25-4022	22-1024	79-5007	79-5007		38-6048	56-135	55-122	57-102	28-1075	27-1084	29-5013	29-1010	
250	1994 - 95	WR250	25-1054	25-1271	11-1067	11-1079-1	24-1027	25-4022	22-1024	79-5007	79-5008	37-1002	38-6014	56-135	55-122	57-102	28-1078	27-1088	29-5016	29-1010	
250	1996 - 97	WR250	25-1054	25-1271	11-1067	11-1079-1	24-1027	25-4022	22-1024	79-5007	79-5008	37-1002	38-6014	56-135	55-122	57-102	28-1078	27-1088	29-5016	29-1010	
250	2001	WR250F	25-1632	25-1252	11-1072	11-1080-1		25-4020	22-1001	79-5007	79-5008	37-1002	38-6010	56-141	55-126	57-103	28-1073	27-1067	29-5015	29-1016	
250	2002 - 03	WR250F	25-1632	25-1252	11-1073	11-1081-1		25-4020	22-1001	79-5007	79-5008	37-1002	38-6010	56-141	55-126	57-103	28-1072	27-1065	29-5015	29-1016	
250	2004	WR250F	25-1632	25-1252	11-1073	11-1081-1		25-4020	22-1001	79-5007	79-5008	37-1002	38-6045	56-141	55-126	57-103	28-1072	27-1065	29-5015	29-1016	
250	2005	WR250F	25-1632	25-1252	11-1074	11-1081-1		25-4020	22-1001	79-5007	79-5008	37-1002	38-6036	56-147	55-132	57-105	28-1072	27-1128	29-5015	29-1016	
250	2006	WR250F	25-1632	25-1252	11-1074	11-1081-1		25-4020	22-1001	79-5007	79-5008	37-1002	38-6050	56-147	55-132	57-105	28-1158	27-1142	29-5015	29-1016	
250	2007 - 12	WR250F	25-1632	25-1252	11-1074	11-1081-1		25-4020	22-1001	79-5007	79-5008	37-1002	38-6050	56-147	55-132	57-105	28-1158	27-1145	29-5015	29-1016	
250	2008 - 12	WR250R DUAL SPORT	25-1104	25-1252					22-1001	79-5008	79-5009		38-6010	56-141	55-126	57-103	28-1201	27-1178	29-5064		
250	2008 - 11	WR250X SUPERMOTO	25-1104	25-1252					22-1001	79-5008	79-5009		38-6010	56-141	55-126	57-103	28-1201	27-1178	29-5064		
250	1980 - 83	XT250	25-1038	25-1231					22-1008						55-108						
250	1984	XT250	25-1038	25-1231					22-1004	79-5008	79-5008			56-120	55-109	57-120	28-1150				
250	2008 - 12	XT250	25-1444	25-1189	11-1065				22-1022								28-1192				
250	1974	YZ250	25-1038	25-1220					22-1008						55-133						
250	1975	YZ250	25-1038	25-1220					22-1008						55-133			28-1176			
250	1976	YZ250	25-1038	25-1220			24-1026		22-1008			37-1116		56-120	55-109	57-120	28-1176				
250	1977	YZ250	25-1038	25-1220			24-1026		22-1004			37-1116		56-124	55-112	57-119	28-1185				
250	1978 - 79	YZ250	25-1038	25-1220			24-1026	25-4022	22-1004	79-5002	79-5002	37-1116		56-124	55-112	57-119	28-1185				
250	1980	YZ250	25-1038	25-1228			24-1026	25-4022	22-1004	79-5002	79-5002	37-1116		56-124	55-112	57-119	28-1143				
250	1981	YZ250	25-1038	25-1267			24-1026	25-4022	22-1004	79-5008	79-5008	37-1116		56-136	55-122	57-117	28-1143				
250	1982	YZ250	25-1038	25-1271			24-1026	25-4022	22-1004	79-5001		37-1117	38-6048	56-136	55-122	57-117	28-1143				
250	1983 - 84	YZ250	25-1444	25-1267			24-1026	25-4022	22-1004	79-5008	79-5008	37-1116	38-6048	56-136	55-122	57-117	28-1026	27-1109	29-5027	29-1020	
250	1985	YZ250	25-1444	25-1267		11-1075	11-1078-1	24-1026	25-4022	22-1004	79-5008	79-5008	37-1116	38-6048	56-136	55-122	57-117	28-1026	27-1109	29-5027	29-1020
250	1986	YZ250	25-1444	25-1267	11-1066	11-1078-1	24-1026	25-4022	22-1004	79-5008	79-5008	37-1116	38-6048	56-136	55-122	57-117	28-1025	27-1081	29-5027	29-1020	
250	1987	YZ250	25-1444	25-1267	11-1066	11-1078-1	24-1026	25-4022	22-1004	79-5007	79-5007	37-1116	38-6048	56-136	55-122	57-117	28-1032	27-1081	29-5027	29-1020	
250	1988	YZ250	25-1444	25-1271	11-1066	11-1079-1	24-1027	25-4022	22-1024	79-5007	79-5007	37-1116	38-6048	56-136	55-122	57-117	28-1075	27-1080	29-5027	29-1020	
250	1989	YZ250	25-1444	25-1271	11-1066		24-1027	25-4022	22-1024	79-5007	79-5007			56-129	55-117	57-107	28-1075	27-1080	29-5027	29-1010	
250	1990	YZ250	25-1444	25-1271	11-1066	11-1093-1	24-1027	25-4022	22-1024	79-5007	79-5007			56-129	55-117	57-107	28-1075	27-1084	29-5013	29-1010	
250	1991	YZ250	25-1444	25-1271	11-1066	11-1079-1	24-1027	25-4022	22-1024	79-5007	79-5007		38-6048	56-135	55-122	57-102	28-1075	27-1084	29-5013	29-1010	
250	1992	YZ250	25-1054	25-1271	11-1067	11-1079-1	24-1027	25-4022	22-1024	79-5007	79-5007		38-6048	56-135	55-122	57-102	28-1075	27-1084	29-5013	29-1010	
250	1993	YZ250	25-1054	25-1271	11-1067	11-1079-1	24-1027	25-4022	22-1024	79-5007	79-5008	37-1002	38-6014	56-135	55-122	57-102	28-1078	27-1088	29-5016	29-1010	
250	1994 - 95	YZ250	25-1054	25-1271	11-1067	11-1079-1	24-1027	25-4022	22-1024	79-5007	79-5008	37-1002	38-6014	56-135	55-122	57-102	28-1078	27-1088	29-5016	29-1010	
250	1996 - 97	YZ250	25-1090	25-1271	11-1068	11-1079-1	24-1027	25-4022	22-1001	79-5007	79-5008	37-1002	38-6010	56-141	55-126	57-103	28-1078	27-1088	29-5016	29-1010	
250	1998	YZ250	25-1092	25-1271	11-1101	11-1079-1	24-1028	25-4022	22-1001	79-5007	79-5008	37-1002	38-6010	56-141	55-126	57-103	28-1076	27-1088	29-5016	29-1016	
250	1999 - 00	YZ250	25-1092	25-1252	11-1069	11-1080-1	24-1028	25-4021	22-1001	79-5007	79-5008	37-1002	38-6010	56-141	55-126	57-103	28-1073	27-1088	29-5016	29-1016	
250	2001	YZ250	25-1092	25-1252	11-1069	11-1080-1	24-1029	25-4021	22-1001	79-5007	79-5008	37-1002	38-6010	56-141	55-126	57-103	28-1073	27-1067	29-5015	29-1016	
250	2002 - 03	YZ250	25-1092	25-1252	11-1070	11-1081-1	24-1029	25-4021	22-1001	79-5007	79-5008	37-1002	38-6010	56-141	55-126	57-103	28-1072	27-1065	29-5015	29-1016	
250	2004	YZ250	25-1092	25-1252	11-1070	11-1081-1	24-1029	25-4021	22-1001	79-5007	79-5008	37-1002	38-6050	56-147	55-132	57-105	28-1072	27-1065	29-5015	29-1016	
250	2005	YZ250	25-1092	25-1252	11-1070	11-1081-1	24-1029	25-4021	22-1001	79-5007	79-5008	37-1002	38-6068	56-147	55-132	57-105	28-1072	27-1129	29-5015	29-1016	
250	2006 - 07	YZ250	25-1092	25-1252	11-1070	11-1081-1	24-1029	25-4021	22-1001	79-5007	79-5008	37-1117	38-6068	56-147	55-132	57-105	28-1158	27-1170	29-5015	29-1016	
250	2008 - 12	YZ250	25-1092	25-1252	11-1100	11-1081-1	24-1029	25-4021	22-1001	79-5007	79-5008	37-1117	38-6068	56-147	55-132	57-105	28-1158	27-1170	29-5015	29-1016	

APPLICATION **BEARING & SEAL KITS** **CHAIN ROLLERS** **SUSPENSION - SEALS & BUSHING KITS** **SUSPENSION - BEARING & SEAL KITS**



Eng	Year	Model No	Front Wheel Bearing	Rear Wheel Bearing	Front Wheel Spacer Kit	Rear Wheel Spacer Kit	Crank Shaft Bearing Kit	Counter Shaft Seal Kit	Steering Bearing & Seal Kit	Lower Chain Roller	Upper Chain Roller	Rear Shock Seal Head Kit	Fork Bushing Kit	Fork Seal & Dust Seal Kit	Fork Seal Kit	Fork Dust Seal Kit	Swing Arm Bearing Kit	Swing Arm Linkage Kit	Lower Rear Shock Bearing Kit	Upper Rear Shock Bearing Kit	
YAMAHA CONTINUED																					
250	2001	YZ250F	25-1092	25-1252	11-1069	11-1080-1		25-4020	22-1001	79-5007	79-5008	37-1002	38-6010	56-141	55-126	57-103	28-1073	27-1067	29-5015	29-1016	
250	2002-03	YZ250F	25-1092	25-1252	11-1070	11-1081-1		25-4020	22-1001	79-5007	79-5008	37-1002	38-6010	56-141	55-126	57-103	28-1072	27-1065	29-5015	29-1016	
250	2004	YZ250F	25-1092	25-1252	11-1070	11-1081-1		25-4020	22-1001	79-5007	79-5008	37-1002	38-6050	56-147	55-132	57-105	28-1072	27-1065	29-5015	29-1016	
250	2005	YZ250F	25-1092	25-1252	11-1070	11-1081-1		25-4020	22-1001	79-5007	79-5008	37-1002	38-6068	56-147	55-132	57-105	28-1072	27-1128	29-5015	29-1016	
250	2006	YZ250F	25-1092	25-1252	11-1070	11-1081-1		25-4020	22-1001	79-5007	79-5008	37-1117	38-6068	56-147	55-132	57-105	28-1158	27-1145	29-5015	29-1016	
250	2007	YZ250F	25-1092	25-1252	11-1100	11-1081-1		25-4020	22-1001	79-5007	79-5008	37-1117	38-6068	56-147	55-132	57-105	28-1158	27-1129	29-5015	29-1016	
250	2008	YZ250F	25-1092	25-1252	11-1100	11-1081-1		25-4020	22-1001	79-5007	79-5008	37-1117	38-6068	56-147	55-132	57-105	28-1158	27-1145	29-5015	29-1016	
250	2009	YZ250F	25-1092	25-1406	11-1100	11-1099-1		25-4020	22-1001	79-5007	79-5008	37-1117	38-6068	56-147	55-132	57-105	28-1158	27-1171	29-5015	29-1016	
250	2010-11	YZ250F	25-1092	25-1406	11-1100	11-1099-1		25-4020	22-1001	79-5007	79-5008	37-1117	38-6068	56-147	55-132	57-105	28-1158	27-1177	29-5015	29-1016	
250	2012	YZ250F	25-1092	25-1406	11-1100	11-1099-1		25-4020	22-1001	79-5007	79-5008		38-6068	56-147	55-132	57-105	28-1158	27-1177	29-5015	29-1016	
350	1987-88	BW350	25-1472	25-1377					22-1025												
350	1986	TT350	25-1444	25-1267			24-1042		22-1004	79-5008	79-5008			56-132	55-119	57-115	28-1140				
350	1987	TT350	25-1444	25-1267			24-1042		22-1004	79-5008	79-5008			56-132	55-119	57-115	28-1140			29-5027	
350	1985-86	TY350	25-1143	25-1201			24-1026		22-1022	79-5001	79-5001				55-109						
350	1985-00	XT350	25-1444	25-1231			24-1042		22-1004	79-5008	79-5008			56-120	55-109	57-120	28-1150				
360	1974	MX 360	25-1038	25-1220					22-1008							55-133					
360	1970-73	RT 360	25-1038	25-1377					22-1008							55-133					
400	1975-78	DT400	25-1038	25-1220			24-1066		22-1008							55-133					
400	1976	IT400	25-1143	25-1220			24-1066		22-1008					56-120	55-109	57-120	28-1176				
400	1979	IT400	25-1143	25-1220			24-1066		22-1004		79-5002			56-120	55-109	57-120	28-1185				
400	1975	MX400	25-1038	25-1220			24-1066		22-1008							55-133					
400	1998	WR400F	25-1632	25-1271			25-4019	22-1001	79-5008	79-5007	79-5007	37-1002	38-6010	56-141	55-126	57-103	28-1076	27-1088	29-5016	29-1016	
400	1999-00	WR400F	25-1632	25-1252			25-4019	22-1001	79-5007	79-5008	79-5008	37-1002	38-6010	56-141	55-126	57-103	28-1073	27-1088	29-5016	29-1016	
400	1976	YZ400	25-1038	25-1220			24-1066		22-1008					56-120	55-109	57-120	28-1176				
400	1977-79	YZ400	25-1038	25-1220			24-1066		22-1004		79-5002			56-124	55-112	57-119	28-1185				
400	1998	YZ400F	25-1092	25-1271	11-1069	11-1079-1		25-4019	22-1001	79-5007	79-5008	37-1002	38-6010	56-141	55-126	57-103	28-1076	27-1088	29-5016	29-1016	
400	1999	YZ400F	25-1092	25-1252	11-1069	11-1080-1		25-4019	22-1001	79-5007	79-5008	37-1002	38-6010	56-141	55-126	57-103	28-1073	27-1088	29-5016	29-1016	
425	1980	IT425	25-1143	25-1220			24-1066		22-1004		79-5002			56-120	55-109	57-120					
426	2001	WR426F	25-1632	25-1252	11-1072	11-1080-1		25-4019	22-1001	79-5007	79-5008	37-1002	38-6010	56-141	55-126	57-103	28-1073	27-1067	29-5015	29-1016	
426	2002	WR426F	25-1632	25-1252	11-1073	11-1081-1		25-4019	22-1001	79-5007	79-5008	37-1002	38-6010	56-141	55-126	57-103	28-1072	27-1065	29-5015	29-1016	
426	2000	YZ426F	25-1092	25-1252	11-1069	11-1080-1		25-4019	22-1001	79-5007	79-5008	37-1002	38-6010	56-141	55-126	57-103	28-1073	27-1088	29-5016	29-1016	
426	2001	YZ426F	25-1092	25-1252	11-1069	11-1080-1		25-4019	22-1001	79-5007	79-5008	37-1002	38-6010	56-141	55-126	57-103	28-1073	27-1067	29-5015	29-1016	
426	2002	YZ426F	25-1092	25-1252	11-1070	11-1081-1		25-4019	22-1001	79-5007	79-5008	37-1002	38-6010	56-141	55-126	57-103	28-1072	27-1065	29-5015	29-1016	
450	2003	WR450F	25-1632	25-1252	11-1073	11-1081-1		25-4019	22-1001	79-5007	79-5008	37-1002	38-6010	56-141	55-126	57-103	28-1072	27-1065	29-5015	29-1016	
450	2004	WR450F	25-1632	25-1252	11-1073	11-1081-1		25-4019	22-1001	79-5007	79-5008	37-1002	38-6045	56-141	55-126	57-103	28-1072	27-1065	29-5015	29-1016	
450	2005	WR450F	25-1632	25-1252	11-1074	11-1081-1		25-4019	22-1001	79-5007	79-5008	37-1002	38-6050	56-147	55-132	57-105	28-1072	27-1128	29-5015	29-1016	
450	2006	WR450F	25-1632	25-1252	11-1074	11-1081-1		25-4019	22-1001	79-5007	79-5008	37-1002	38-6050	56-147	55-132	57-105	28-1158	27-1142	29-5015	29-1016	
450	2007-11	WR450F	25-1632	25-1252	11-1074	11-1081-1		25-4019	22-1001	79-5007	79-5008	37-1002	38-6050	56-147	55-132	57-105	28-1158	27-1145	29-5015	29-1016	
450	2003	YZ450F	25-1092	25-1252	11-1070	11-1081-1		25-4019	22-1001	79-5007	79-5008	37-1002	38-6010	56-141	55-126	57-103	28-1072	27-1065	29-5015	29-1016	
450	2004	YZ450F	25-1092	25-1252	11-1070	11-1081-1		25-4019	22-1001	79-5007	79-5008	37-1002	38-6050	56-147	55-132	57-105	28-1072	27-1065	29-5015	29-1016	
450	2005	YZ450F	25-1092	25-1252	11-1070	11-1081-1		25-4019	22-1001	79-5007	79-5008	37-1002	38-6068	56-147	55-132	57-105	28-1072	27-1128	29-5015	29-1016	
450	2006-07	YZ450F	25-1092	25-1252	11-1070	11-1081-1		25-4019	22-1001	79-5007	79-5008	37-1117	38-6068	56-147	55-132	57-105	28-1158	27-1145	29-5015	29-1016	
450	2008	YZ450F	25-1092	25-1252	11-1100	11-1081-1		25-4019	22-1001	79-5007	79-5008	37-1117	38-6068	56-147	55-132	57-105	28-1158	27-1145	29-5015	29-1016	
450	2009	YZ450F	25-1092	25-1406	11-1100	11-1099-1		25-4019	22-1001	79-5007	79-5008	37-1117	38-6068	56-147	55-132	57-105	28-1158	27-1171	29-5015	29-1016	
450	2010-11	YZ450F	25-1092	25-1406	11-1100	11-1099-1		25-4019	22-1001	79-5007	79-5008	37-1117	38-6075	56-147	55-132	57-105	28-1202	27-1171	29-5015	29-1016	
450	2012	YZ450F	25-1092	25-1406	11-1100	11-1099-1		25-4019	22-1001	79-5007	79-5008		38-6075	56-147	55-132	57-105	28-1202	27-1171	29-5015	29-1016	
465	1981-82	IT465	25-1143	25-1267			24-1066		22-1004	79-5001	79-5001			56-124	55-112	57-119	28-1143				
465	1980	YZ465	25-1038	25-1220			24-1066		22-1004	79-5002	79-5002	37-1116		56-124	55-112	57-119	28-1143				
465	1981	YZ465	25-1038	25-1267			24-1066		22-1004	79-5008	79-5008	37-1116		56-136	55-122	57-117	28-1143				
490	1983-84	IT490	25-1143	25-1267			24-1066		22-1004	79-5008	79-5008		38-6048	56-136	55-122	57-117	28-1026	27-1109	29-5027		
490	1982	YZ490	25-1038	25-1267																	

APPLICATION			BEARING & SEAL KITS						CHAIN ROLLERS		SUSPENSION - SEALS & BUSHING KITS					SUSPENSION - BEARING & SEAL KITS					
Eng	Year	Model No	Front Wheel Bearing	Rear Wheel Bearing	Front Wheel Spacer Kit	Rear Wheel Spacer Kit	Crank Shaft Bearing Kit	Counter Shaft Seal Kit	Steering Bearing & Seal Kit	Lower Chain Roller	Upper Chain Roller	Rear Shock Seal Head Kit	Fork Bushing Kit	Fork Seal & Dust Seal Kit	Fork Seal Kit	Fork Dust Seal Kit	Swing Arm Bearing Kit	Swing Arm Linkage Kit	Lower Rear Shock Bearing Kit	Upper Rear Shock Bearing Kit	
YAMAHA CONTINUED																					
490	1987	YZ490	25-1444	25-1267			24-1066		22-1004	79-5007	79-5007		38-6048	56-136	55-122	57-117	28-1025	27-1081	29-5027	29-1020	
490	1988 - 90	YZ490	25-1444	25-1267			24-1066		22-1004	79-5007	79-5007		38-6048	56-136	55-122	57-117	28-1075	27-1081	29-5027	29-1020	
500	1973 - 74	SC500	25-1038	25-1220					22-1008												
500	1976 - 78	TT500	25-1038	25-1220			24-1058		22-1008						55-109		28-1176				
500	1979 - 81	TT500	25-1038	25-1220			24-1058		22-1008					56-120	55-109	57-120	28-1176				
500	1992 - 93	WR500	25-1444	25-1271			24-1066		22-1024	79-5007	79-5007		38-6014	56-135	55-122	57-102	28-1075	27-1084	29-5013	29-1010	
500	1976 - 79	XT500	25-1038	25-1377			24-1058		22-1008						55-109		28-1176				
500	1980 - 81	XT500	25-1038	25-1377			24-1058		22-1008					56-120	55-109	57-120	28-1176				
550	1982	XT550	25-1038	25-1248			24-1058		22-1004		79-5008				55-112						
550	1983	XT550	25-1038	25-1248					22-1004		79-5008				55-112						
600	1983 - 84	TT600	25-1143	25-1267					22-1004	79-5008	79-5008			56-136	55-122	57-117	28-1153				
600	1985 - 86	TT600	25-1444	25-1267					22-1004	79-5008	79-5008		38-6014	56-136	55-122	57-117	28-1153				
600	1984 - 89	XT600	25-1444	25-1248					22-1004	79-5008	79-5008			56-128	55-116	57-118	28-1151				
600	1990 - 95	XT600	25-1444	25-1248					22-1004	79-5001	79-5008			56-128	55-116	57-118	28-1152				
600	1996 - 02	XT600E (EURO)	25-1038						22-1004								28-1152				
660	2008 - 09	XT660Z TENERE (EURO)	25-1104	25-1248					22-1004		79-5008			56-135	55-122	57-102					

APPLICATION			BEARING & SEAL KITS							SUSPENSION												
Eng	Year	Model No	Front Wheel Bearing Kit <small>1 Kit Required Per Wheel</small>	Rear Wheel Bearing Kit <small>*2 Required</small>	Rear Carrier Bearing Upgrade Kit <small>Fits Stock Carrier</small>	High Performance Carrier Bearing Kit <small>Fits Most After-market Carriers</small>	Crank Shaft Bearing Kit	Counter Shaft Rebuild Kit	Lower Steering Bearing Kit <small>3 Wheeler Kit Includes 2 Tapered Bearings & Seals</small>	Lower Chain Roller	Upper Chain Roller	Lower Ball Joint Kit <small>2 Kits Required Per Vehicle</small>	Upper Ball Joint Kit	Tie Rod End Kit	Tie Rod Upgrade Kit	Tie Rod Upgrade Kit Replacement Heads	Lower A-Arm Kit <small>2 Kits Required Per Vehicle</small>	Upper A-Arm Kit	Swing Arm Bearing Kit	Linkage Bearing Kit	Lower Rear Shock Bearing Kit	Upper Rear Shock Bearing Kit
ARCTIC CAT																						
250	2006 - 08	DVX250	25-1035	25-1527										51-1016	52-1001	51-1028	50-1073	50-1073				
300	2009 - 11	DVX300	25-1035	25-1527										51-1016	52-1002	51-1028	50-1073	50-1073				
400	2004 - 08	400 DVX	25-1042	25-1331					79-5001			42-1019	51-1016	52-1005	51-1028		50-1028	50-1014	28-1094	27-1093	29-5025	
CAN-AM																						
50	2002 - 06	DS 50	25-1395	25-1396										51-1003								
70	2008 - 12	DS 70	25-1395	25-1396										51-1003								
90	2002 - 07	DS 90	25-1395	25-1396																		
90	2008 - 12	DS 90	25-1395	25-1396																		
175	2003 - 07	Rally 175	25-1431	25-1495				25-1631														
250	2006 - 12	DS 250	25-1566					25-1395														
450	2009	DS 450 EFI MXC	25-1516	25-1565	25-1630			25-1631									50-1062	50-1062	28-1198	27-1173	29-5052	
450	2010 - 12	DS 450 EFI MXC	25-1516	25-1565	25-1630			25-1631													27-1173	29-5052
450	2009	DS 450 EFI XXC	25-1516	25-1565	25-1630			25-1631						52-1023	51-1028		50-1062	50-1062	28-1198	27-1173	29-5052	
450	2010 - 12	DS 450 EFI XXC	25-1516	25-1565	25-1630			25-1631						52-1023	51-1028		50-1062	50-1062	28-1198	27-1173	29-5052	
450	2008	DS 450 STD/X	25-1516	25-1565				25-1631						52-1023	51-1028		50-1062	50-1062	28-1198	27-1173	29-5052	
450	2009	DS 450 STD/X	25-1516	25-1565	25-1630			25-1631						52-1023	51-1028		50-1062	50-1062	28-1198	27-1173	29-5052	
450	2010 - 12	DS 450 STD/X	25-1516	25-1565	25-1630			25-1631						52-1023	51-1028		50-1062	50-1062	28-1198	27-1173	29-5052	
650	2000 - 07	DS650	25-1431	25-1432				25-1631						51-1034			50-1063	50-1063				
CANNONDALE																						
400	2001 - 03	All ATV	25-1035	25-1428																	28-1100	
GAS-GAS																						
300	2003 - 05	Wild HP 300	25-1035	25-1401																		27-1118
300	2006	Wild HP 300	25-1035	25-1401																		27-1118
450	2003 - 05	Wild HP 450	25-1035	25-1401																		27-1118
450	2006 - 08	Wild HP 450	25-1035	25-1401																		27-1118
HONDA																						
200	1983 - 85	ATC200X	25-1317	25-1122				24-1053														22-1029
200	1986 - 87	ATC200X	25-1317	25-1445				24-1033														22-1029
250	1981 - 82	ATC250R	25-1317	25-1122																		22-1029
250	1983 - 84	ATC250R	25-1317	25-1122																		22-1021
250	1985 - 86	ATC250R	25-1317	25-1320		25-1401	24-1005															22-1021
250	1986	TRX250R	25-1112	25-1320		25-1401	24-1005						51-1006	52-1011	51-1017		50-1002	50-1002				28-1188
250	1987	TRX250R	25-1112	25-1320		25-1401	24-1005						51-1006	52-1011	51-1017		50-1019	50-1019				28-1091
250	1988 - 89	TRX250R	25-1035	25-1320		25-1401	24-1005						51-1006	52-1011	51-1017		50-1019	50-1019				28-1092
250	1987 - 92	TRX250X	25-1035	25-1320		25-1401	24-1033						51-1006	52-1012	51-1017		50-1020	50-1020				28-1051
300	1993 - 09	TRX300 EX	25-1035	25-1320		25-1401				79-5001			51-1006	52-1012	51-1017		50-1020	50-1020				28-1051
350	1985 - 86	ATC350X	25-1317	25-1320		25-1401				79-5001			51-1006	52-1012	51-1017		50-1020	50-1020				28-1180
400	1999 - 01	TRX400EX	25-1035	25-1320		25-1401				79-5001			51-1006	52-1021	51-1017		50-1020	50-1020				28-1132
400	2002 - 09	TRX400EX	25-1083	25-1320		25-1401				79-5001			51-1006	52-1021	51-1017		50-1020	50-1020				28-1154
400	2012	TRX400X	25-1083	25-1320		25-1401				79-5001			51-1006	52-1021	51-1017		50-1020	50-1020				28-1177
450	2006 - 12	TRX450ER	25-1083	25-1479	25-1616	25-1401		25-4034					51-1006	52-1013	51-1017		50-1020	50-1020				28-1188
450	2004 - 05	TRX450R	25-1083	25-1479	25-1616	25-1401		25-4034					51-1006	52-1013	51-1017		50-1019	50-1019				28-1188
450	2006 - 09	TRX450R	25-1083	25-1479	25-1616	25-1401		25-4034					51-1006	52-1013	51-1017		50-1019	50-1019				28-1091
700	2008 - 09	TRX700XX	25-1576	*25-1624		25-1401		25-1460					51-1006	52-1013	51-1017		50-1020	50-1020				28-1092
KAWASAKI																						
250	1987 - 04	KSF250 Mojave	25-1023	25-1132				24-1042						51-1012	52-1019	51-1017	50-1012	50-1012				28-1080
250	1987	KXF250 Tecale	25-1023	25-1132				24-1040						51-1012	52-1019	51-1017	50-1012	50-1012				28-1080
250	1988	KXF250 Tecale	25-1023	25-1132				24-1040						51-1012	52-1019	51-1017	50-1013	50-1013				27-1107

APPLICATION			BEARING & SEAL KITS							SUSPENSION												
Eng	Year	Model No	Front Wheel Bearing Kit <small>1 Kit Required Per Wheel</small>	Rear Wheel Bearing Kit	Rear Carrier Bearing Upgrade Kit <small>Fits Stock Carrier</small>	High Performance Carrier Bearing Kit <small>Fits Most After-market Carriers</small>	Crank Shaft Bearing Kit	Counter Shaft Rebuild Kit	Lower Steering Bearing Kit <small>3 Wheeler Kit Includes 2 Tapered Bearings & Seals</small>	Lower Chain Roller	Upper Chain Roller	Lower Ball Joint Kit <small>2 Kits Required Per Vehicle</small>	Upper Ball Joint Kit	Tie Rod End Kit	Tie Rod Upgrade Kit	Tie Rod Upgrade Kit Replacement Heads	Lower A-Arm Kit <small>2 Kits Required Per Vehicle</small>	Upper A-Arm Kit	Swing Arm Bearing Kit	Linkage Bearing Kit	Lower Rear Shock Bearing Kit	Upper Rear Shock Bearing Kit
YAMAHA																						
50	2004 - 08	YFM50 Raptor	25-1052	25-1109																		
80	2002 - 08	YFM80 Raptor	25-1052	25-1109																		
90	2009 - 12	YFM90 Raptor	25-1613	25-1579																		
125	2011 - 12	YFM125 Raptor	25-1044	25-1508													50-1009	50-1005	28-1187			
200	1988 - 02	YFS200 Blaster	25-1048	25-1314						79-5009	79-5009						50-1009	50-1006	28-1023			
200	2003 - 06	YFS200 Blaster	25-1044	25-1313						79-5009	79-5009						50-1009	50-1006	28-1023			
250	2008 - 12	YFM 250 Raptor	25-1044	25-1508													50-1009	50-1005	28-1187			
250	1985	YTZ250 Tri Moto	25-1311	25-1315						79-5008	79-5008											
250	1986	YTZ250 Tri Moto	25-1311	25-1315						79-5008	79-5008											
350	2004 - 12	YFM350 Raptor	25-1044	25-1508																		
350	1987	YFM350 Warrior	25-1044	25-1329				25-4033		79-5009	79-5009						50-1009	50-1009	28-1124	27-1141		
350	1988	YFM350 Warrior	25-1044	25-1329				25-4033		79-5009	79-5009						50-1027	50-1009	28-1027	27-1002	29-5027	29-1020
350	1989 - 04	YFM350 Warrior	25-1044	25-1329				25-4033		79-5009	79-5009						50-1009	50-1009	28-1027	27-1002	29-5027	29-1020
350	1987 - 88	YFZ350 Banshee	25-1044	25-1315				25-4032		79-5007	79-5007						50-1009	50-1008	28-1028	27-1002	29-5027	29-1020
350	1989 - 90	YFZ350 Banshee	25-1044	25-1313				25-4032		79-5007	79-5007						50-1009	50-1008	28-1028	27-1002	29-5027	29-1020
350	1991 - 06	YFZ350 Banshee	25-1044	25-1313				25-4032		79-5007	79-5007						50-1009	50-1005	28-1028	27-1002	29-5027	29-1020
450	2004 - 05	YFZ450	25-1044	25-1456	25-1617			25-4019		79-5008	79-5008	42-1029					50-1009	50-1005	28-1114	27-1116	29-5043	
450	2006 - 09	YFZ450	25-1044	25-1526	25-1618			25-4019		79-5008	79-5008	42-1029					50-1009	50-1005	28-1114	27-1139	29-5043	
450	2012	YFZ450	25-1044	25-1618				25-4019		79-5008	79-5008	42-1029					50-1009	50-1005	28-1114	27-1139	29-5043	
450	2009 - 12	YFZ450R	25-1044	25-1612				25-4031		79-5008		42-1029	42-1029				50-1009	50-1058	28-1200	27-1175	29-5043	
450	2010 - 11	YFZ450X	25-1044	25-1612				25-4031		79-5008		42-1029	42-1029				50-1009	50-1058	28-1200	27-1175	29-5043	
660	2001 - 05	YFM660R Raptor	25-1044	25-1313				25-1515		79-5007	79-5007	42-1029					50-1009	50-1004	28-1097	27-1096	29-5027	29-1020
700	2006 - 12	YFM700R Raptor	25-1044	25-1526	25-1618			25-4031		79-5008		42-1029					50-1009	50-1005	28-1159	27-1140		

APPLICATION

BEARING & SEAL KITS

SUSPENSION

Eng	Year	Model No	Front Wheel Bearing Kit <small>2 Kit Required Per Wheel</small>	Front Strut Bearing Kit <small>2 Kit Required Per Wheel</small>	Rear Wheel Bearing Kit <small>*2 Required</small>	High Performance Carrier Bearing Kit <small>Fits Most Aftermarket Carriers</small>	Crank Shaft Bearing Kit	Front Differential Bearing & Seal <small>(Order 25-200x-5 for seal only kit)</small>	Rear Differential Bearing & Seal <small>(Order 25-200x-5 for seal only kit)</small>	Front Brake Drum Seal Kit	Rear Brake Drum Seal Kit	Lower Steering Bearing Kit <small>3 Wheel Kit Includes Tapered Bearing Set</small>	Lower Ball Joint Kit	Upper Ball Joint Kit	King Pin Kit	Tie Rod End Kit	Tie Rod Upgrade Kit	Tie Rod Upgrade Kit Replacement Ends	Lower A-Arm Kit <small>2 Kits Required Per Vehicle</small>	Upper A-Arm Kit <small>2 Kits Required Per Vehicle</small>	Rear Independent Suspension Kit	Rear Independent Knuckle Only Kit	Swing Arm Bearing Kit
-----	------	----------	--	--	--	---	-------------------------	---	--	---------------------------	--------------------------	---	----------------------	----------------------	--------------	-----------------	---------------------	--------------------------------------	---	---	---------------------------------	-----------------------------------	-----------------------

POLARIS CONTINUED

400	2004	Sportsman 400 4x4 AQ-AV	25-1424		25-1150			24-1090	*25-2059				25-1623	42-1030							50-1049		50-1046	
400	2005	Sportsman 400 4X4	25-1424		25-1150			24-1090	*25-2059				25-1623	42-1030							50-1049		50-1046	
400	2008 - 10	Sportsman 400 HO 4x4	25-1424		*25-1424									42-1037							50-1049		50-1057	
400	2011 - 12	Sportsman 400 HO 4x4	25-1424		25-1150				25-2065					42-1030							50-1049		50-1046	
400	2003	Trail Blazer 400	25-1129		25-1151			24-1087					25-1623	42-1030							50-1049			
400	1995 - 97	Xplorer 400L 4x4	25-1008	25-1006	25-1321			24-1087						42-1030							50-1048			
400	1998	Xplorer 400L 4x4	25-1008	25-1006	25-1321			24-1087						42-1030							50-1048			
400	1999 - 00	Xplorer 400L 4x4	25-1008	25-1006	25-1151			24-1087	25-2054					42-1030							50-1048			
400	2001 - 02	Xplorer 400L 4x4	25-1008	25-1006	25-1151			24-1087	25-2054				25-1623	42-1030							50-1048			
400	1996 - 97	Xpress 400L 2x4	25-1129		25-1321			24-1087						42-1030							50-1048			
425	1995	Magnum 425 2x4	25-1129		25-1321			24-1076						42-1030							50-1048			
425	1996 - 97	Magnum 425 2x4	25-1129		25-1321			24-1076						42-1030							50-1048			
425	1998	Magnum 425 2x4	25-1129		25-1321			24-1076						42-1030							50-1048			
425	1996	Magnum 425 4x4	25-1008	25-1006																	50-1048			
425	1998	Magnum 425 4x4	25-1008	25-1006	25-1321									42-1030							50-1048			
425	2000	Xpedition 425	25-1008	25-1006	25-1322			24-1054	25-2053	*25-2056				42-1030							50-1048			
425	2001	Xpedition 425	25-1008	25-1006	25-1322			24-1054	25-2053	*25-2056			25-1623	42-1030							50-1048			
425	2002	Xpedition 425	25-1008	25-1006	25-1424			24-1054	25-2053	*25-2056			25-1623	42-1030							50-1048			
450	2006	Sportsman 450	25-1424		25-1150			24-1090	*25-2059				25-1623	42-1030							50-1049		50-1046	
450	2007	Sportsman 450	25-1424		25-1150			24-1090	25-2065				25-1623	42-1030							50-1049		50-1046	
455	1999	Diesel 455 4x4 (before 9/98)	25-1008	25-1006	25-1150				25-2055					42-1030							50-1048			
455	1999	Diesel 455 4x4 (after 9/98)	25-1008	25-1006	25-1150				25-2054					42-1030							50-1048			
455	2000 - 01	Diesel 455 4x4	25-1008	25-1006	25-1150				25-2054					42-1030							50-1048			
500	2004	ATP 500 4X4	25-1424		25-1424			24-1089	*25-2059				25-1623	42-1030							50-1049			
500	2005	ATP 500 4X4	25-1424		25-1424			24-1090	*25-2059				25-1623	42-1030							50-1049			
500	2002	ATV 500 Pro	25-1424		25-1424			24-1076	25-2058	*25-2056				42-1030							50-1048			
500	2002	Magnum 500 2x4 HDS	25-1129		25-1424			24-1076	*25-2056					42-1030							50-1048			
500	1999 - 01	Magnum 500 4x4	25-1008	25-1006	25-1322			24-1076	25-2053	*25-2056				42-1030							50-1048			
500	2002	Magnum 500 4x4	25-1424		25-1424			24-1076	*25-2059	*25-2056				42-1030							50-1048			
500	2001	Magnum 500 4x4 HDS	25-1424		25-1424			24-1076	25-2058	*25-2056			25-1623	42-1030							50-1048			
500	2002	Magnum 500 4x4 HDS	25-1424		25-1424			24-1076	25-2058	*25-2056			25-1623	42-1030							50-1049			
500	2003	Magnum 500 4x4 HDS	25-1424		25-1424			24-1076	25-2058	25-2057			25-1623	42-1030							50-1049			
500	2003	PTV Series 10 4x4	25-1424		*25-1424			24-1076	25-2058	*25-2056				42-1030							50-1048			
500	2000 - 01	Scrambler 500 2x4	25-1129		25-1151			24-1089						42-1030							50-1048			
500	2002	Scrambler 500 2x4	25-1129		25-1151			24-1089					25-1623	42-1030							50-1048			
500	2008	Scrambler 500 2x4	25-1500		25-1151			24-1090						42-1030							50-1049			
500	1997	Scrambler 500 4x4	25-1008	25-1006	25-1321			24-1076						42-1030							50-1048			
500	1998	Scrambler 500 4x4	25-1008	25-1006	25-1151			24-1090	25-2055					42-1030							50-1048			
500	1999	Scrambler 500 4x4	25-1008	25-1006	25-1151			24-1090	25-2054					42-1030							50-1048			
500	2000	Scrambler 500 4x4	25-1008	25-1006	25-1151			24-1089	25-2054					42-1030							50-1048			
500	2001 - 02	Scrambler 500 4x4	25-1008	25-1006	25-1151			24-1089	25-2054				25-1623	42-1030							50-1048			
500	2003	Scrambler 500 4x4	25-1008	25-1006	25-1151			24-1089	25-2054				25-1623	42-1030							50-1049			
500	2004 - 07	Scrambler 500 4x4	25-1008	25-1006	25-1151			24-1090	25-2054				25-1623	42-1030							50-1049			
500	2008 - 09	Scrambler 500 4x4	25-1008	25-1006	25-1151			24-1090	25-2054					42-1030							50-1049			
500	2010 - 12	Scrambler 500 4x4	25-1424		25-1151			24-1090	25-2065					42-1030							50-1049			
500	1996 - 97	Sportsman 500 4x4	25-1008	25-1006	25-1150			24-1076						42-1030							50-1048		50-1054	
500	1998	Sportsman 500 4x4	25-1008	25-1006	25-1150			24-1076	25-2055					42-1030							50-1048		50-1054	
500	1999	Sportsman 500 4x4 (before 9/98)	25-1008	25-1006	25-1150			24-1076	25-2055					42-1030							50-1048		50-1054	
500	1999	Sportsman 500 4x4 (after 9/98)	25-1008	25-1006	25-1150			24-1076	25-2054					42-1030							50-1048		50-1054	
500	2000	Sportsman 500 4x4	25-1008	25-1006	25-1150			24-1076	25-2054					42-1030							50-1048		50-1054	
500	2001	Sportsman 500 4x4 DUSE	25-1008	25-1006	25-1150			24-1076	25-2054					42-1030							50-1048		50-1054	
500	2002	Sportsman 500 4x4 DUSE	25-1008	25-1006	25-1150			24-1089	25-2054					42-1030							50-1048		50-1054	
500	2001 - 02	Sportsman 500 4x4 HO	25-1008	25-1006	25-1150			24-1089	25-2054				25-1623	42-1030							50-1048		50-1046	

APPLICATION

BEARING & SEAL KITS

SUSPENSION



SUZUKI CONTINUED

Eng	Year	Model No	Front Wheel Bearing Kit <small>2 Kit Required Per Wheel</small>	Front Struck Bearing Kit <small>2 Kit Required Per Wheel</small>	Rear Wheel Bearing Kit <small>*2 Required</small>	High Performance Carrier Bearing Kit <small>Fits Most After-market Carriers</small>	Crank Shaft Bearing Kit	Front Differential Bearing & Seal <small>(Order 25-2000-5 for seal only kit)</small>	Rear Differential Bearing & Seal <small>(Order 25-2000-5 for seal only kit)</small>	Front Brake Drum Seal Kit	Rear Brake Drum Seal Kit	Lower Steering Bearing Kit <small>3 Wheeler Kit Includes Tapered Bearing Set</small>	Lower Ball Joint Kit	Upper Ball Joint Kit	King Pin Kit	Tie Rod End Kit	Tie Rod Upgrade Kit	Tie Rod Upgrade Kit Replacement Ends	Lower A-Arm Kit <small>2 Kits Required Per Vehicle</small>	Upper A-Arm Kit <small>2 Kits Required Per Vehicle</small>	Rear Independent Suspension Kit	Rear Independent Knuckle Only Kit	Swing Arm Bearing Kit
500	2002 - 03	LT-A500F Vinson	25-1108		*25-1293		24-1079						42-1026	42-1026		51-1012	52-1011	51-1017	50-1039	50-1039			28-1155
500	2004 - 07	LT-A500F Vinson	25-1108		*25-1293		24-1079	*					42-1026	42-1026		51-1016	52-1004	51-1028	50-1039	50-1039			28-1155
500	2009 - 10	LT-A500X	25-1538		*25-1537			*					42-1019	42-1019		51-1028			50-1039	50-1078	50-1075	50-1075-K	
500	2011	LT-A500X	25-1538		*25-1537			*					42-1019	42-1019		51-1029			50-1039	50-1078	50-1075	50-1075-K	
500	2000	LT-F500F Quad Master	25-1108		*25-1293		24-1080	*25-2022	25-2041			30-13001	42-1022			51-1032			50-1039	50-1039			
500	2001	LT-F500F Quad Master	25-1108		*25-1293		24-1080	25-2022	25-2064			30-13001	42-1022			51-1032			50-1039	50-1039			
500	1998 - 99	LT-F500F Quad Runner	25-1108		*25-1293		24-1080	25-2022	25-2041			30-13001	42-1022			51-1032			50-1039	50-1039			
500	2002	LT-F500F Vinson	25-1108		*25-1293		24-1080	25-2022	25-2064			30-13001	42-1022			51-1032			50-1039	50-1039			
500	2003	LT-F500F Vinson	25-1108		*25-1293		24-1080	*	*				42-1026	42-1026		51-1012	52-1013	51-1017	50-1039	50-1039			28-1155
500	2004 - 05	LT-F500F Vinson	25-1108		*25-1293		24-1080	*	*				42-1026	42-1026		51-1016	52-1004	51-1028	50-1039	50-1039			28-1155
500	2006 - 07	LT-F500F Vinson	25-1108		*25-1293								42-1026	42-1026		51-1016	52-1004	51-1028	50-1039	50-1039			28-1155
700	2005 - 07	LTA-700 X King Quad	25-1538		*25-1537								42-1019	42-1019		51-1029			50-1039	50-1037	50-1041	50-1041-K	
700	2004 - 06	LTV-700F Twin Peaks	25-1497					25-2066	25-2062				42-1033	42-1036		51-1023			50-1031				28-1059
750	2008 - 10	LTA-750 X King Quad	25-1538		*25-1537								42-1019	42-1019		51-1029			50-1039	50-1078	50-1075	50-1075-K	
750	2011	LTA-750 X King Quad	25-1538		*25-1537								42-1019	42-1019		51-1028			50-1039	50-1078	50-1075	50-1075-K	

YAMAHA

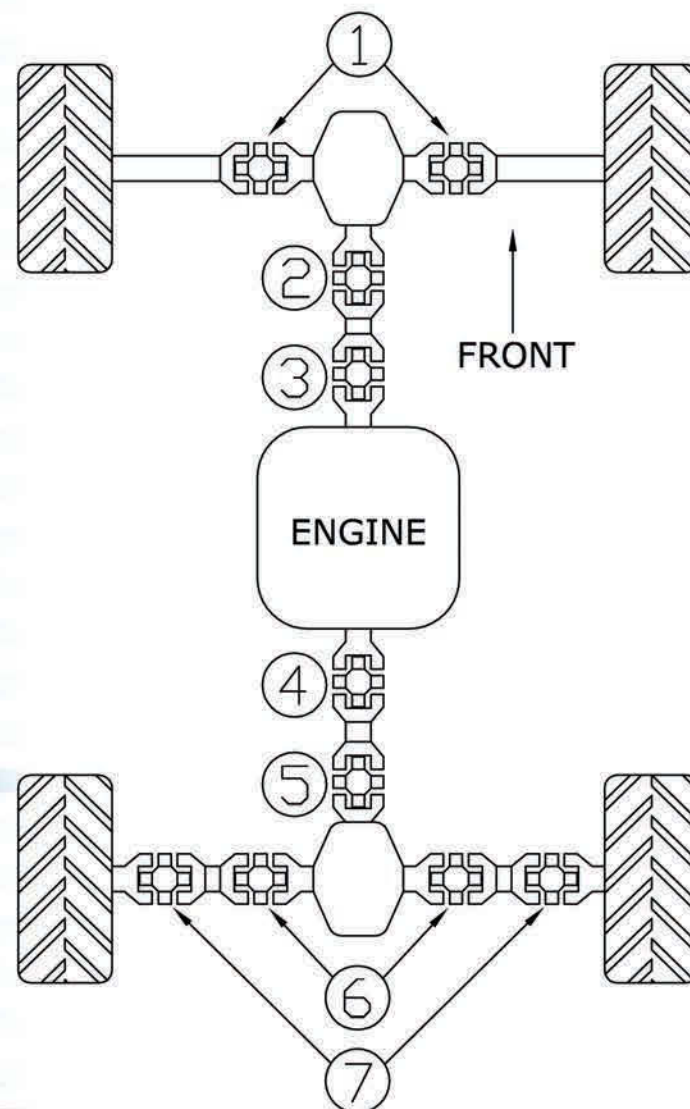
Eng	Year	Model No	Front Wheel Bearing Kit <small>2 Kit Required Per Wheel</small>	Front Struck Bearing Kit <small>2 Kit Required Per Wheel</small>	Rear Wheel Bearing Kit <small>*2 Required</small>	High Performance Carrier Bearing Kit <small>Fits Most After-market Carriers</small>	Crank Shaft Bearing Kit	Front Differential Bearing & Seal <small>(Order 25-2000-5 for seal only kit)</small>	Rear Differential Bearing & Seal <small>(Order 25-2000-5 for seal only kit)</small>	Front Brake Drum Seal Kit	Rear Brake Drum Seal Kit	Lower Steering Bearing Kit <small>3 Wheeler Kit Includes Tapered Bearing Set</small>	Lower Ball Joint Kit	Upper Ball Joint Kit	King Pin Kit	Tie Rod End Kit	Tie Rod Upgrade Kit	Tie Rod Upgrade Kit Replacement Ends	Lower A-Arm Kit <small>2 Kits Required Per Vehicle</small>	Upper A-Arm Kit <small>2 Kits Required Per Vehicle</small>	Rear Independent Suspension Kit	Rear Independent Knuckle Only Kit	Swing Arm Bearing Kit	
60	1984 - 85	YT60	25-1009		25-1404																			
80	1985 - 86	YFM80	25-1104		25-1397											42-1001	51-1011							
80	1987 - 88	YFM80	25-1052		25-1397											42-1001	51-1011							
80	1992 - 01	YFM80 Badger	25-1052		25-1109											42-1002	51-1011							
80	2005 - 08	YFM80 Grizzly	25-1052		25-1109											42-1002	51-1011							
100	1987 - 88	YFM100	25-1052		25-1397											42-1001	51-1011							
100	1989 - 91	YFM100	25-1052		25-1109											42-1002	51-1011							
125	1991 - 04	YFA1	25-1052		25-1314											42-1002	51-1016		50-1009				28-1130	
125	2004 - 12	YFM125 Grizzly	25-1052		25-1314											42-1002	51-1016		50-1009				28-1130	
125	1980 - 82	YT1-125	25-1210		25-1116							22-1008												
125	1983 - 85	YT1-125	25-1210		25-1314							22-1008												
175	1982 - 83	YT1-175	25-1104		25-1314							22-1008												
200	1985	YFM200 Moto-4	25-1064		25-1011				*25-2030						42-1003	51-1010								
200	1986 - 89	YFM200 Moto-4	25-1064		25-1011				*25-2030						42-1003	51-1016			50-1011				28-1058	
200	1983	YTM200 EK	25-1060		25-1011				*25-2030			22-1007												
200	1984	YTM200 EL	25-1060		25-1011				*25-2030			22-1007												
200	1985	YTM200 ERN	25-1060		25-1011				*25-2030			22-1007												
200	1983	YTM200 K	25-1060		25-1131				*25-2030			22-1007												
200	1984	YTM200L	25-1104		25-1131							22-1007												
200	1985	YTM200N	25-1104		25-1131							22-1007												
225	1986 - 88	YFM225 Moto-4	25-1064		25-1011				*25-2030						42-1003	51-1016			50-1001				28-1058	
225	1985 - 86	YTM225 Tri-Moto	25-1104		25-1011				*25-2030			22-1007												28-1058
225	1983 - 84	YTM225 Tri-Moto DXK	25-1104		25-1011				*25-2030			22-1008												28-1058
225	1983 - 84	YTM225 Tri-Moto DXL	25-1104		25-1011				*25-2030			22-1007												28-1058
250	1992 - 94	YFB250 Timberwolf	25-1048		25-1134				*25-2030		30-19401				42-1036	51-1016			50-1036				28-1058	
250	1995 - 98	YFB250 Timberwolf	25-1044		25-1134				*25-2030	30-19401	30-19401				42-1036	51-1016			50-1036				28-1058	
250	1994 - 00	YFB250FW Timberwolf	25-1108		25-1134		25-2026		*25-2030	30-19401	30-19401	25-1515			42-1036	51-1016	52-1008	51-1028	50-1036				28-1058	
250	1999	YFM250 Beartracker	25-1226		25-1014				*25-2033	30-19401	30-19401				42-1036	51-1007			50-1036				28-1084	
250	2000	YFM250 Beartracker	25-1226		25-1139				*25-2033	30-19401	30-19401				42-1036	51-1007			50-1036				28-1084	
250	2001 - 04	YFM250 Beartracker	25-1044		25-1139				*25-2033	30-19401	30-19401				42-1036	51-1007			50-1036				28-1084	
250	2007 - 09	YFM250 Big Bear	25-1044		25-1139				*25-2033						42-1036	51-1007			50-1036				28-1084	
250	1989 - 91	YFM250 Moto-4	25-1044		25-1010				*25-2030	30-19401					42-1004	51-1016			50-1001				28-1058	
250	2005 - 06	YFM250B Bruin	25-1044		25-1139				*25-2033						42-1036	51-1007			50-1036				28-1084	

APPLICATION

U JOINT

Eng	Year	Model No	1	2	3	4	5	6	7
ARTIC CAT									
250	2001 - 05	250 4x4			19-1001				
300	1998 - 05	300 4x4			19-1001				
375	2002	375 4x4 w/AT			19-1001				
400	1998 - 00	400 4x4			19-1001				
400	2003	400 4x4 w/AT			19-1001				
400	2004	400 4x4 w/AT			19-1003				
400	2001 - 03	400 4x4 w/MT			19-1001				
400	2004	400 4x4 w/MT			19-1003				
400	2002	400 FIS 4x4			19-1001				
400	2009 - 11	400 FIS 4x4 TRV			19-1003				
400	2003 - 08	400 FIS 4x4 w/AT			19-1003				
400	2003 - 08	400 FIS 4x4 w/MT			19-1003				
400	2004 - 06	400 TBX 4x4			19-1003				
400	2007	400 TRV			19-1003				
450	2010 - 11	450 H1				19-1003			
454	1996 - 98	454 4x4			19-1001				
500	1998 - 99	500 4x4			19-1001				
500	2000 - 01	500 4x4 w/AT		19-1001	19-1001				
500	2002	500 4x4 w/AT			19-1001				
500	2000 - 01	500 4x4 w/MT		19-1001	19-1001				
500	2002 - 03	500 FIS 4x4 w/AT			19-1001				
500	2004 - 09	500 FIS 4x4 w/AT			19-1003				
500	2002 - 03	500 FIS 4x4 w/MT			19-1001				
500	2004 - 09	500 FIS 4x4 w/MT			19-1003				
500	2002 - 06	500 FIS TBX 4x4			19-1001				
500	2003 - 08	500 FIS TRV 4x4			19-1003				
550	2009 - 11	550 H1 FIS 4X4		19-1003	19-1003				
550	2009 - 11	550 TRV 4x4 w/AT		19-1003	19-1003				
650	2005 - 11	650 4x4 H1		19-1003	19-1003				
650	2004 - 06	650 4x4 w/AT V2		19-1003	19-1003	19-1001	19-1001		
700	2008 - 11	700 Diesel		19-1003	19-1003				
700	2007 - 08	700 EFI 4x4		19-1003	19-1003				
700	2009 - 11	700 EFI H1 MUDPRO		19-1003	19-1003				
700	2008 - 11	700 EFI H1 w/AT		19-1003	19-1003				
1000	2010 - 11	H2 MUDPRO		19-1001	19-1001	19-1001	19-1001		
1000	2008	H2 THUNDERCAT		19-1003	19-1003	19-1001	19-1001		
1000	2009 - 11	H2 THUNDERCAT		19-1001	19-1001	19-1001	19-1001		
CAN-AM									
330	2004 - 05	Outlander 330				19-1008	19-1008		
400	2003 - 12	Outlander 400				19-1008	19-1008		
500	2007 - 12	Outlander 500			19-1008	19-1006	19-1006		
500	2008 - 12	Renegade 500			19-1008	19-1006	19-1006		
500	1999 - 05	Traxter 500		19-1008	19-1008	19-1008			
650	2007 - 12	Outlander 650			19-1008	19-1006	19-1006		
650	2002 - 04	Quest 650		19-1008	19-1008	19-1006			
650	2004 - 05	Traxter 650				19-1008			
800	2006 - 12	Outlander 800			19-1008	19-1006	19-1006		
800	2007 - 12	Renegade 800			19-1008	19-1006	19-1006		
1000	2012	Outlander 1000			19-1008	19-1006	19-1006		
1000	2012	Renegade 1000			19-1008	19-1006	19-1006		
HONDA									
250	1997 - 12	TRX250 Recon				19-1013			
250	2001 - 08	TRX250EX				19-1013			
300	1988 - 00	TRX300 Fourtrax 300				19-1013			

U-Joint Locations



Eng	Year	Model No	1	2	3	4	5	6	7
HONDA CONTINUED									
300	1988 - 00	TRX300FW Fourtrax 4x4				19-1013			
350	1987 - 89	TRX350D		19-1013					
350	2000 - 06	TRX350FE/FM/TE/TM				19-1013			
400	2004 - 07	TRX400FA/FGA				19-1013			
400	1995 - 03	TRX400FW Fourtrax Foreman 4X4				19-1013			
420	2009 - 12	TRX420 FA/FPA				19-1014			
420	2007 - 12	TRX420 FE/FM/TE/TM				19-1014			
450	1998 - 01	TRX450ES/S				19-1013			
450	2002 - 04	TRX450FE/FM				19-1013			
500	2001 - 12	TRX500FA				19-1013			
500	2005 - 09	TRX500FE				19-1013			
500	2004 - 09	TRX500FGA				19-1013			
500	2005 - 11	TRX500FM				19-1013			
500	2009 - 12	TRX500FPA				19-1013			
500	2008 - 11	TRX500FPE/PPM				19-1013			
500	2005 - 06	TRX500TM				19-1013			
650	2003 - 05	TRX650 Rincon				19-1015			
680	2006 - 12	TRX680 Rincon				19-1015			

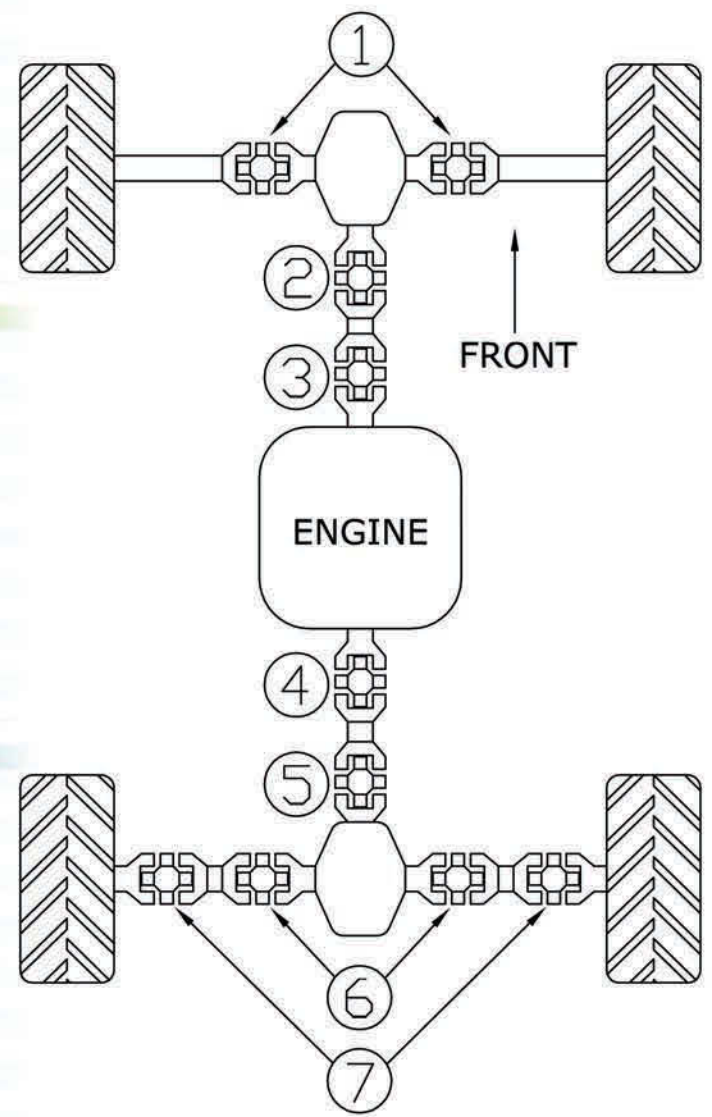
KAWASAKI

300	1989 - 04	KLF300C Bayou 4X4		19-1010	19-1010				
300	1999 - 02	KVF300A Prairie 4x4		19-1007	19-1007	19-1002			
300	1999 - 02	KVF300B Prairie 2x4				19-1002			
360	2003 - 11	KVF360A & C Prairie 4x4				19-1004			
360	2003 - 10	KVF360B Prairie				19-1004			
400	1993 - 99	KLF400 Bayou		19-1007	19-1007				
400	1997 - 98	KVF400A Prairie 4x4		19-1007	19-1007	19-1002			
400	1998	KVF400B Prairie				19-1002			
400	1999 - 02	KVF400C Prairie 4x4		19-1007	19-1007	19-1002			
400	1999 - 02	KVF400D Prairie				19-1002			
650	2005 - 11	KVF650 Brute force				19-1004			
650	2006 - 12	KVF650 I Brute force				19-1004	19-1004		
650	2002 - 03	KVF650 Prairie				19-1004			
700	2004 - 09	KFX 700 V-Force				19-1004			
700	2004 - 06	KVF700 Prairie				19-1004			
750	2005 - 12	KVF750 Brute Force				19-1004	19-1004		

POLARIS

250	2000	Xplorer 250 4X4	19-1005	19-1011	19-1011				
250	2001 - 02	Xplorer 250 4X4	19-1005	19-1005	19-1005				
300	1994 - 95	300 4X4	19-1008						
300	2006 - 07	Hawkeye 4x4		19-1005	19-1005				
300	2008 - 11	Sportsman 300 4X4		19-1005	19-1005				
300	1995	Trail Boss 300 4X4	19-1008						
300	1996 - 99	Xplorer 300 4x4	19-1008						
325	2000 - 02	Magnum 325 2x4				19-1005			
325	2000 - 02	Magnum 325 4x4	19-1008	19-1005	19-1005	19-1005			
325	2001 - 02	Magnum 325 4x4 HDS AA	19-1008	19-1005	19-1005	19-1005			
325	2001 - 02	Magnum 325 4x4 HDS FB	19-1008	19-1008	19-1008	19-1005			
325	2000 - 02	Xpedition 325	19-1008	19-1005	19-1005	19-1005			
330	2004	ATP 330 4X4	19-1005	19-1005	19-1005	19-1005			
330	2005	ATP 330 4X4		19-1005	19-1005	19-1005			
330	2003 - 04	Magnum 330 4x4	19-1005	19-1005	19-1005	19-1008			
330	2005	Magnum 330 4x4		19-1005	19-1005	19-1008			
335	1999	Sportsman 335	19-1008	19-1008	19-1008		19-1011	19-1012	
335	2000	Sportsman 335 AA AB	19-1008	19-1008	19-1008		19-1011	19-1012	

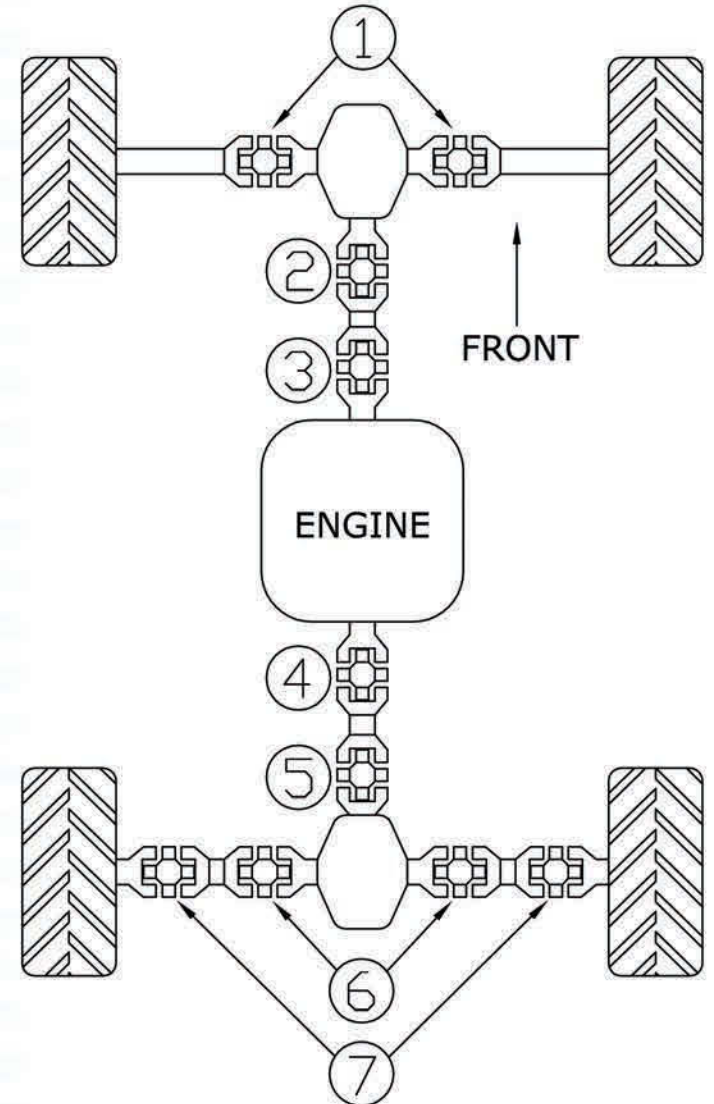
U-Joint Locations



APPLICATION U JOINT

Eng	Year	Model No	1	2	3	4	5	6	7
POLARIS CONTINUED									
335	2000	Sportsman 335 AC AE AF AG	19-1008	19-1008	19-1008				
335	1999	Worker 335	19-1008	19-1008	19-1008			19-1011	19-1012
350	1993	350L 4x4	19-1008						
350	1993	Sportsman 350 4x4	19-1008						
350	1991 - 92	Trail Boss 350L 4x4 OUTSIDE CLIPS	19-1008						
350	1991 - 92	Trail Boss 350L 4x4 INSIDE CLIPS	19-1005						
400	1995 - 96	Scrambler 400 4x4 OUTSIDE CLIPS	19-1008						
400	1995 - 96	Scrambler 400 4x4 INSIDE CLIPS	19-1005						
400	1997	Scrambler 400 4x4	19-1008						
400	1998	Scrambler 400 4x4	19-1008	19-1005	19-1005				
400	1999 - 02	Scrambler 400 4x4	19-1005	19-1005	19-1005				
400	1994	Sportsman 400 4x4	19-1008						
400	1995 - 96	Sportsman 400 4x4 OUTSIDE CLIPS	19-1008						
400	1995 - 96	Sportsman 400 4x4 INSIDE CLIPS	19-1005						
400	1997	Sportsman 400 4x4	19-1008						
400	2001	Sportsman 400 4x4 Built Before 12/07/00	19-1008	19-1008	19-1008				
400	2001	Sportsman 400 4x4 Built After 12/07/00	19-1008	19-1005	19-1005				
400	2002 - 10	Sportsman 400 4x4		19-1005	19-1005				
400	1995 - 97	Xplorer 400L 4x4 OUTSIDE CLIPS	19-1008						
400	1995 - 97	Xplorer 400L 4x4 INSIDE CLIPS	19-1005						
400	1998	Xplorer 400L 4x4	19-1008						
400	1999 - 02	Xplorer 400L 4x4	19-1005	19-1005	19-1005				
425	1996	Magnum 425 4x4 OUTSIDE CLIPS	19-1008						
425	1996	Magnum 425 4x4 INSIDE CLIPS	19-1005						
425	1997 - 98	Magnum 425 4x4	19-1008						
425	2000 - 01	Xpedition 425	19-1008	19-1005	19-1005	19-1005			
425	2002	Xpedition 425	19-1005	19-1005	19-1005	19-1005			
450	2006 - 07	Sportsman 450		19-1005	19-1005				
455	1999	Diesel 455 4x4	19-1008	19-1005	19-1005			19-1011	19-1012
455	2000 - 01	Diesel 455 4x4 Built Before 5/01/01	19-1008						
455	2001	Diesel 455 4x4 Built After 5/01/01	19-1005						
455	2000 - 01	Diesel 455 4x4 Built Before 12/07/00		19-1008	19-1008				
455	2001	Diesel 455 4x4 Built After 12/07/00		19-1005	19-1005				
500	2004	ATP 500 4X4	19-1005			19-1005			
500	2005	ATP 500 4X4		19-1005	19-1005				
500	2002	Magnum 500 2x4 HDS							19-1005
500	1998	Magnum 500 4x4	19-1008	19-1005	19-1005	19-1005			19-1005
500	1999	Magnum 500 4x4	19-1005	19-1005	19-1005	19-1005			19-1005
500	2000	Magnum 500 4x4	19-1008	19-1005	19-1005	19-1005			19-1005
500	2001	Magnum 500 4x4	19-1008	19-1008	19-1008	19-1005			19-1005
500	2002	Magnum 500 4x4	19-1005	19-1005	19-1005	19-1005			19-1005
500	2002	MAGNUM 500 RMK	19-1005	19-1005	19-1005	19-1005			19-1005
500	2000	Magnum 500 4x4 HDS	19-1008	19-1005	19-1005	19-1005			19-1005
500	2001	Magnum 500 4x4 HDS AA	19-1008	19-1005	19-1005	19-1005			19-1005
500	2001	Magnum 500 4x4 HDS FB	19-1008	19-1008	19-1008	19-1005			19-1005
500	2002	Magnum 500 4x4 HDS		19-1005	19-1005	19-1005			19-1005
500	2003	Magnum 500 4x4 HDS		19-1005	19-1005	19-1008			19-1008
500	1997	Scrambler 500 4x4	19-1008						
500	1998	Scrambler 500 4x4	19-1008	19-1005	19-1005				
500	1999 - 09	Scrambler 500 4x4	19-1005	19-1005	19-1005				
500	2010 - 11	Scrambler 500 4x4		19-1005	19-1005				
500	1996	Sportsman 500 4x4 OUTSIDE CLIPS	19-1008	19-1005	19-1005			19-1011	19-1012
500	1996	Sportsman 500 4x4 INSIDE CLIPS	19-1005	19-1005	19-1005			19-1011	19-1012
500	1997	Sportsman 500 4x4	19-1005	19-1005	19-1005			19-1011	19-1012
500	1998	Sportsman 500 4x4 A AB	19-1008	19-1005	19-1005			19-1011	19-1012
500	1998	Sportsman 500 4x4 AC AD AE AF	19-1008	19-1008	19-1008			19-1011	19-1012

U-Joint Locations

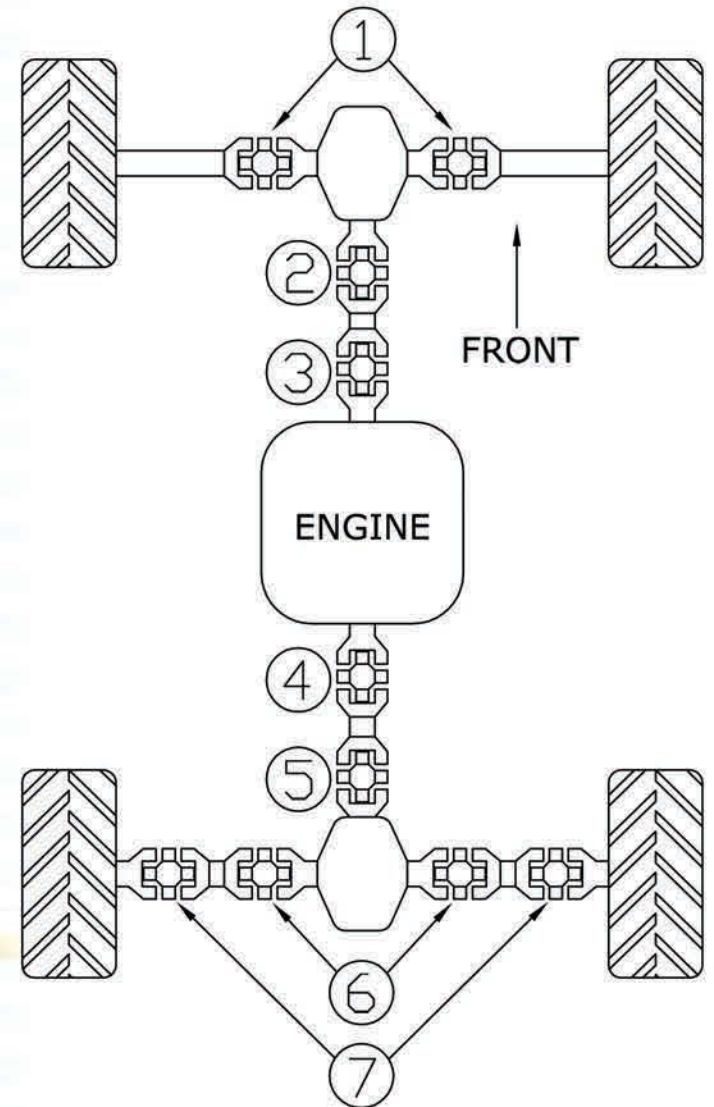


Eng	Year	Model No	1	2	3	4	5	6	7
POLARIS CONTINUED									
500	1999 - 00	Sportsman 500 4x4	19-1008	19-1008	19-1008				
500	2001 - 02	Sportsman 500 4x4	19-1005	19-1005	19-1005				
500	2001	Sportsman 500 4x4 DU5E Before 12/07/00	19-1008	19-1008	19-1008				
500	2001	Sportsman 500 4x4 DU5E After 12/07/00	19-1008	19-1005	19-1005				
500	2001	Sportsman 500 4x4 HD Before 12/07/00	19-1008	19-1008	19-1008				
500	2001	Sportsman 500 4x4 HD After 12/07/00	19-1008	19-1005	19-1005				
500	2003	Sportsman 500 4x4 HO	19-1005	19-1005	19-1005				
500	2004 - 07	Sportsman 500 4x4 HO		19-1005	19-1005				
500	2008	Sportsman 500 4x4 HD Before 9/17/07		19-1005	19-1005				
500	2008 - 09	Sportsman 500 4x4 HD After 9/18/07		19-1005	19-1005				
500	2010 - 11	Sportsman 500 HO		19-1005	19-1005				
500	1999 - 00	Sportsman 500 4x4 R5E Before 12/07/00	19-1008	19-1008	19-1008				
500	2000 - 01	Sportsman 500 4x4 R5E After 12/07/00	19-1008	19-1005	19-1005				
500	2008	Sportsman 500 HO EFI		19-1005	19-1005				
500	2009 - 10	Sportsman 500 EFI		19-1005	19-1005				
500	2006 - 09	Sportsman 500 X2		19-1005	19-1005				
500	2008 - 11	Sportsman Touring 500 EFI		19-1005	19-1005				
500	2011	Sportsman Forest Tractor 500		19-1005	19-1005				
500	2011	Sportsman Forest 500		19-1005	19-1005				
500	1999 - 02	Worker 500 4x4	19-1008	19-1008	19-1008				
500	1997	Xplorer 500	19-1005	19-1005	19-1005		19-1011	19-1012	
550	2010	Sportsman 550 TOURING		19-1005	19-1005	19-1005	19-1005		
550	2011	Sportsman Touring 550		19-1005	19-1005	19-1005	19-1005		
550	2011	Sportsman 550		19-1005	19-1005	19-1005	19-1005		
550	2010	Sportsman 550 EPS		19-1005	19-1005	19-1005	19-1005		
550	2011	Sportsman 550 EPS		19-1005	19-1005	19-1005	19-1005		
550	2010 - 11	Sportsman 550 X2		19-1005	19-1005	19-1005	19-1005		
550	2011	Sportsman 550		19-1005	19-1005	19-1005	19-1005		
550	2011	Sportsman Forest 550		19-1005	19-1005	19-1005	19-1005		
550	2009 - 10	XP 550		19-1005	19-1005	19-1005	19-1005		
600	2003 - 05	Sportsman 600 4x4		19-1005	19-1005	19-1005	19-1005		
700	2002 - 04	Sportsman 700 4x4	19-1005	19-1005	19-1005	19-1005	19-1005		
700	2005 - 07	Sportsman 700 Twin		19-1005	19-1005	19-1005	19-1005		
700	2005 - 07	Sportsman 700 Twin EFI		19-1005	19-1005	19-1005	19-1005		
700	2005	Sportsman MV7		19-1005	19-1005	19-1005	19-1005		
700	2008	Sportsman X2 700 Twin EFI		19-1005	19-1005				
800	2006 - 11	Sportsman 800 EFI		19-1005	19-1005	19-1005	19-1005		
800	2008 - 09	Sportsman Touring 800 EFI		19-1005	19-1005				
800	2007 - 09	Sportsman X2 800 EFI		19-1005	19-1005				
850	2011	Sportsman X2 850		19-1005	19-1005	19-1005	19-1005		
850	2009 - 11	Sportsman XP 850		19-1005	19-1005	19-1005	19-1005		
850	2010 - 11	Sportsman XP 850 EPS		19-1005	19-1005	19-1005	19-1005		
850	2010 - 11	Sportsman TOURING 850 EPS		19-1005	19-1005	19-1005	19-1005		
850	2011	Sportsman Forest 850		19-1005	19-1005	19-1005	19-1005		

SUZUKI

250	1987 - 98	LT-4WD 250			19-1001				
250	2002 - 09	LT-F250 Ozark				19-1003			
250	1999 - 02	LT-F250F (Except Ozark)			19-1001				
250	1997 - 98	LT-F4WD 250			19-1001				
300	1999 - 00	LT-F300F King Quad			19-1001				
300	2001 - 02	LT-F300F King Quad			19-1003				
300	1991 - 98	LT-F4WDX King Quad 300			19-1001				
400	2008 - 09	LT-A400 2WD King Quad				19-1003			
400	2002 - 04	LT-A400 Eiger 2wd				19-1003			
400	2007	LT-A400 Eiger 2wd				19-1003			

U-Joint Locations

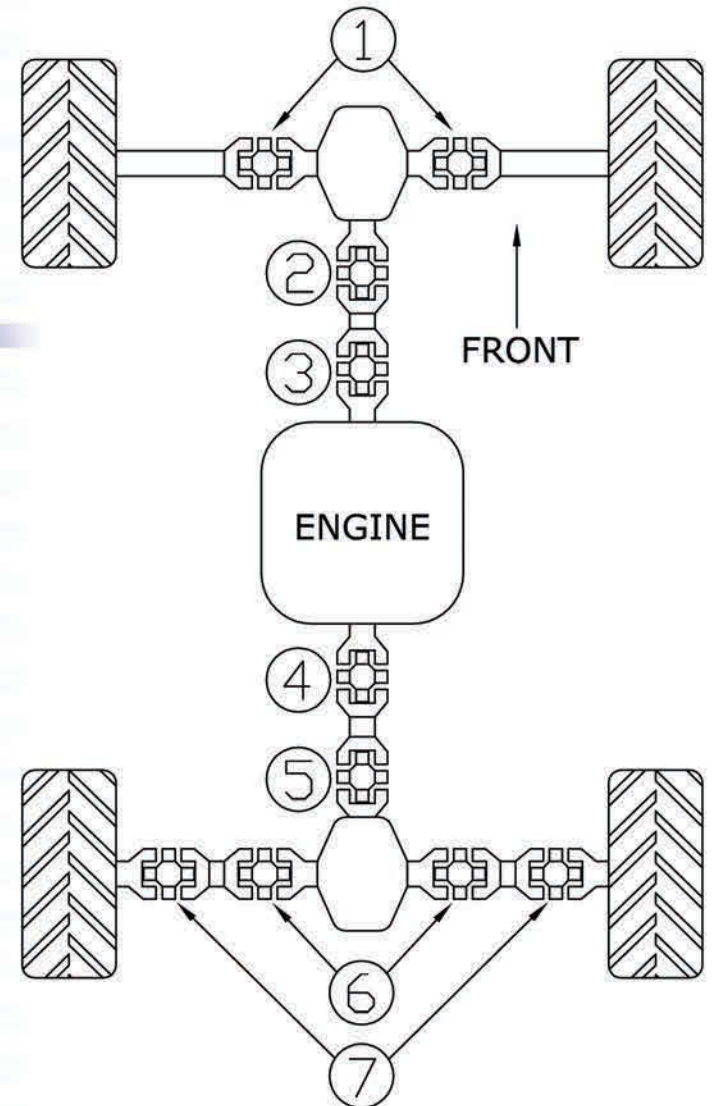


APPLICATION U JOINT

Eng	Year	Model No	1	2	3	4	5	6	7
SUZUKI CONTINUED									
400	2008 - 10	LT-A400F 4WD King Quad		19-1003	19-1003	19-1003			
400	2002 - 07	LT-A400F Eiger 4wd		19-1003	19-1003				
400	2008 - 09	LT-F400 2WD King Quad				19-1003			
400	2002 - 04	LT-F400 Eiger 2wd				19-1003			
400	2007	LT-F400 Eiger 2wd				19-1003			
400	2008 - 10	LT-F400F 4WD King Quad		19-1003	19-1003	19-1003			
400	2002 - 07	LT-F400F Eiger 4wd		19-1003	19-1003	19-1003			
450	2007 - 10	LTA-450 X King Quad				19-1001			
500	2000	LT-A500F Quad Master Auto			19-1001				
500	2001	LT-A500F Quad Master Auto		19-1003	19-1003	19-1003			
500	2002 - 07	LT-A500F Vinson		19-1003	19-1003	19-1001			
500	2009	LT-A500XP				19-1001			
500	1998 - 00	LT-F500F			19-1001				
500	2001	LT-F500F		19-1003	19-1003	19-1003			
500	2002	LT-F500F Vinson		19-1003	19-1003	19-1003			
500	2003 - 07	LT-F500F Vinson		19-1003	19-1003	19-1001			
700	2005 - 07	LTA-700 X King Quad				19-1001			
700	2004 - 06	LTV-700F Twin Peaks				19-1004			
750	2008 - 09	LTA-750 X King Quad				19-1001			

YAMAHA									
Eng	Year	Model No	1	2	3	4	5	6	7
250	1992 - 98	YFB250 Timberwolf				19-1003			
250	1994 - 00	YFB250FW Timberwolf		19-1003	19-1003	19-1003			
250	1999 - 04	YFM250 Beartracker				19-1003			
250	2007 - 09	YFM250 Big Bear				19-1003			
250	2005 - 06	YFM250B Bruin				19-1003			
350	2007 - 11	YFM350 Grizzly IRS		19-1003	19-1003	19-1003	19-1003		
350	2004 - 06	YFM350A Bruin 2WD				19-1003			
350	1987 - 95	YFM350ER Moto-4				19-1001			
350	2004 - 06	YFM350FA Bruin 4WD				19-1003			
350	2007 - 11	YFM350FGW Grizzly 4WD				19-1003			
350	1987 - 99	YFM350FW Big Bear		19-1003	19-1003	19-1001			
350	2007 - 11	YFM350GW Grizzly 2WD				19-1003			
350	1996 - 99	YFM350U Big Bear				19-1001			
350	1995 - 05	YFM35FX Wolverine		19-1003	19-1003	19-1001			
350	2006 - 09	YFM35X Wolverine				19-1003			
400	2000 - 01	YFM400 Big Bear 2WD				19-1001			
400	2002 - 04	YFM400 Big Bear 2WD				19-1003			
400	2000 - 01	YFM400 Big Bear 4WD		19-1003	19-1003	19-1001			
400	2002 - 06	YFM400 Big Bear 4WD		19-1003	19-1003	19-1003			
400	2007 - 11	YFM400 Big Bear IRS		19-1003	19-1003	19-1003	19-1003		
400	2007 - 08	YFM400 Grizzly IRS				19-1003	19-1003		
400	2000 - 04	YFM400 Kodiak 2WD				19-1003			
400	1993 - 99	YFM400 Kodiak 4WD		19-1003	19-1003	19-1001			
400	2000 - 04	YFM400 Kodiak 4WD				19-1003			
400	2005 - 06	YFM400 Kodiak 4WD				19-1003	19-1003		
450	2007 - 11	YFM450 Grizzly IRS		19-1003	19-1003	19-1003	19-1003		
450	2003 - 04	YFM450 Kodiak		19-1003	19-1003	19-1003			
450	2005 - 06	YFM450 Kodiak		19-1003	19-1003	19-1003	19-1003		
450	2006 - 10	YFM45FX Wolverine 450 4X4				19-1003			
600	1998	YFM600 Grizzly		19-1003	19-1003	19-1001			
600	1999 - 01	YFM600 Grizzly		19-1003	19-1003	19-1003			
660	2002	YFM660 Grizzly		19-1003	19-1003				













U-Joint Locations



APPLICATION

BEARING & SEAL KITS

SUSPENSION

Eng	Year	Model No	 Front Wheel Bearing Kit 2 Kit Required Per Wheel	 Front Strut Bearing Kit 2 Kit Required Per Wheel	 Middle Wheel Bearing Kit	 Rear Wheel Bearing Kit *2 Required	 Crank Shaft Bearing Kit	 Front Differential Bearing & Seal (Order 25-2xxx-5 for seal only kit)	 Rear Differential Bearing & Seal (Order 25-2xxx-5 for seal only kit)	 Front Brake Drum Seal Kit	 Rear Brake Drum Seal Kit	 Lower Steering Bearing Kit	 Lower Ball Joint Kit	 Upper Ball Joint Kit	Tie Rod End Kit	Tie Rod End Kit (Outer Only)	Lower A-Arm Bearing Kit	Upper A-Arm Bearing Kit	Rear Independent Suspension Kit	Rear Independent Suspension Knuckle Only Kit	
ARCTIC CAT																					
550	2009 - 12	550 Prowler XT	25-1496			*25-1496		*25-2051	*25-2050				42-1032	42-1032			50-1060	50-1061			
650	2006 - 09	650 Prowler XT	25-1496			*25-1496		*25-2051	*25-2050				42-1032	42-1032			50-1060	50-1061			
700	2012	700 Prowler HDX	25-1496			*25-1496		*25-2051	*25-2050				42-1032	42-1032			50-1060	50-1061			
700	2008 - 12	700 Prowler XTX	25-1496			*25-1496		*25-2051	*25-2050				42-1032	42-1032			50-1060	50-1061			
1000	2011 - 12	1000 Prowler XTX	25-1496			*25-1496		*25-2051	*25-2072				42-1032	42-1032			50-1060	50-1061			
1000	2009 - 11	Prowler H2 1000 XTX	25-1496			*25-1496		*25-2051	*25-2072				42-1032	42-1032			50-1060	50-1061			
CAN-AM																					
800	2011	Commander 800	25-1516			*25-1516		*25-2069								51-1037-S				50-1079	
800	2012	Commander 800	25-1516			*25-1516		*25-2069												50-1079	
1000	2011	Commander 1000	25-1516			*25-1516		*25-2069								51-1037-S				50-1079	
1000	2012	Commander 1000	25-1516			*25-1516		*25-2069												50-1079	
CF-MOTO																					
500		TERRACROSS	25-1496																		
500		UTV 500	25-1499																		
CLUB CADET																					
465		Volunteer	25-1516			*25-1516															
KAWASAKI																					
300	1991	Mule 500	25-1403			25-1274															
300	1993	Mule 500	25-1403			25-1274															
300	1995	Mule 500	25-1403			25-1274															
300	2000 - 01	Mule 520	25-1403			25-1274															
300	1997 - 04	Mule 550	25-1403			25-1274															
400	2005 - 12	Mule 600	25-1536			25-1571							42-1041								
400	2005 - 09	Mule 610 4X4	25-1536			25-1571				30-21601	30-21601		42-1041								
400	2010 - 12	Mule 610 4X4	25-1536			25-1571							42-1041								
450	1988	Mule 1000	25-1403			25-1405															
540	1990	Mule 2010	25-1404			25-1405															
540	1990	Mule 2020	25-1404			25-1405															
540	1991	Mule 2030	25-1404			25-1405															
620	1994 - 00	Mule 2500	25-1404			25-1405							42-1041				50-1040				
620	1993 - 00	Mule 2510 4x4	25-1404			25-1405							42-1041				50-1040				
620	1993 - 00	Mule 2520	25-1404			25-1405							42-1041				50-1040				
620	2001 - 08	Mule 3000	25-1404			*25-1536				30-21601	30-21601		42-1041				50-1040				
620	2001 - 08	Mule 3010 4X4	25-1404			*25-1536				30-21601	30-21601		42-1041				50-1040				
620	2001 - 03	Mule 3020	25-1404			*25-1536							42-1041				50-1040				
620	2009 - 12	Mule 4000	25-1404			*25-1536							42-1041				50-1040				
620	2009 - 12	Mule 4010 4x4	25-1404			*25-1536							42-1041				50-1040				
750	2008 - 12	TERYX 750 4X4	25-1496			*25-1536							42-1033	42-1033							50-1043-K
950	2000	Mule 2510 Diesel	25-1404			25-1405							42-1033				50-1040				
950	2001 - 02	Mule 2510 Diesel	25-1404			*25-1536							42-1033				50-1040				
950	2003	Mule 3010 Diesel	25-1404			*25-1536							42-1033				50-1040				
950	2006	Mule 3010 Diesel	25-1404			*25-1536							42-1033				50-1040				
950	2010	Mule 4010 4x4 Diesel	25-1404			*25-1536							42-1041				50-1040				
950	2011 - 12	Mule 4010 4x4 Diesel	25-1404			*25-1536							42-1033				50-1040				
POLARIS																					
0	2011	LSV ELECTRIC 4X4	25-1424			25-1150		*25-2059					42-1030				51-1030	50-1074		50-1072	
0	2010	RANGER EV 4X4	25-1424			25-1150		*25-2059					42-1030				51-1030	50-1074		50-1072	

APPLICATION

BEARING & SEAL KITS

SUSPENSION

Eng	Year	Model No	 Front Wheel Bearing Kit <small>2 Kit Required Per Wheel</small>	 Front Strut Bearing Kit <small>2 Kit Required Per Wheel</small>	 Middle Wheel Bearing Kit	 Rear Wheel Bearing Kit <small>*2 Required</small>	 Crank Shaft Bearing Kit	 Front Differential Bearing & Seal <small>(Order 25-2xxx-5 for seal only kit)</small>	 Rear Differential Bearing & Seal <small>(Order 25-2xxx-5 for seal only kit)</small>	 Front Brake Drum Seal Kit	 Rear Brake Drum Seal Kit	 Lower Steering Bearing Kit	 Lower Ball Joint Kit	 Upper Ball Joint Kit	 Tie Rod End Kit <small>(Outer Only)</small>	 Lower A-Arm Bearing Kit	 Upper A-Arm Bearing Kit	 Rear Independent Suspension Kit	 Rear Independent Suspension Knuckle Only Kit	
POLARIS CONTINUED																				
900	2011	Ranger 4x4 CREW DIESEL 900 D	25-1628			25-1150		25-2075					42-1037	42-1037		51-1030	50-1074	50-1074	50-1072	
900	2011 - 12	Ranger RZR XP 900	25-1628			*25-1628		25-2075					42-1037	42-1037		51-1030	50-1076	50-1049		
YAMAHA																				
450	2006 - 09	450 RHINO	25-1108			*25-1542		25-2044	25-2045				42-1009	42-1009	51-1038	51-1037-S	50-1036	50-1036	50-1034	50-1034-K
660	2004 - 07	660 RHINO	25-1108			*25-1542		25-2044	25-2045				42-1009	42-1009	51-1038	51-1037-S	50-1036	50-1036	50-1034	50-1034-K
700	2008 - 12	700 RHINO FI	25-1108			*25-1542		25-2073	25-2045				42-1009	42-1009	51-1038	51-1037-S	50-1036	50-1036	50-1034	50-1034-K
700	2004 - 06	700 PROHAULER	25-1543																	
1000	2004 - 05	1000 PROHAULER	25-1543																	

APPLICATION

U JOINT

Eng	Year	Model No	1	2	3	4	5	6	7	8	9	10
ARTIC CAT												
550	2009	550 Prowler XTX					19-1001	19-1001				
650	2006	650 Prowler XTX		19-1003		19-1003		19-1001				19-1001
650	2007 - 09	650 Prowler XTX					19-1001	19-1001				
1000	2009 - 11	Prowler H2 1000 XTZ		19-1001		19-1001	19-1001	19-1001				

CAN-AM

800	2011 - 12	Commander 800		19-1006		19-1006	19-1006	19-1006				
1000	2011 - 12	Commander 1000		19-1006		19-1006	19-1006	19-1006				

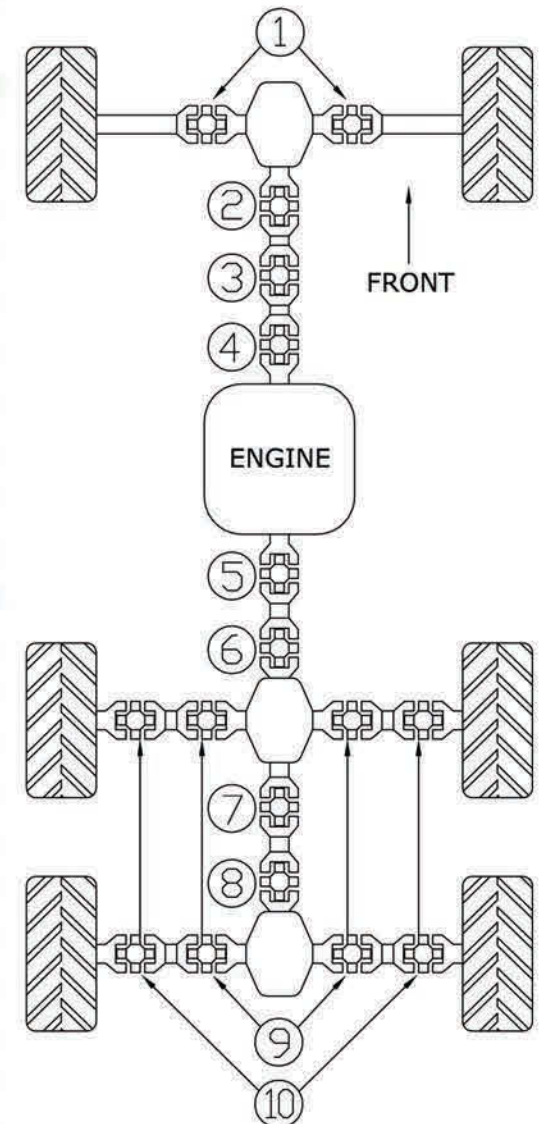
KAWASAKI

400	2005 - 11	Mule 610 4X4		19-1002		19-1002	19-1002	19-1002				
620	1994 - 95	Mule 2500									19-1009	19-1009
620	1997 - 00	Mule 2500									19-1009	19-1009
620	1993	Mule 2510 4x4	19-1009	19-1010	19-1010	19-1010					19-1009	19-1009
620	1995	Mule 2510 4x4	19-1009	19-1010	19-1010	19-1010					19-1009	19-1009
620	1997 - 00	Mule 2510 4x4		19-1002	19-1002	19-1002					19-1009	19-1009
620	1993	Mule 2520									19-1009	19-1009
620	1995	Mule 2520									19-1009	19-1009
620	1997 - 00	Mule 2520									19-1009	19-1009
620	2001 - 08	Mule 3000									19-1009	19-1009
620	2001 - 08	Mule 3010 4X4		19-1002	19-1002	19-1002					19-1009	19-1009
620	2001 - 03	Mule 3020									19-1009	19-1009
620	2009	Mule 4000									19-1009	19-1009
620	2009 - 11	Mule 4010 4x4		19-1002	19-1002	19-1002					19-1009	19-1009
750	2008 - 11	TERYX 750 4X4		19-1002		19-1002	19-1001	19-1001				
950	2000 - 02	Mule 2510 Diesel		19-1002	19-1002	19-1002					19-1009	19-1009
950	2003	Mule 3010 Diesel		19-1002	19-1002	19-1002					19-1009	19-1009
950	2006	Mule 3010 Diesel		19-1002	19-1002	19-1002					19-1009	19-1009
950	2010 - 11	Mule 4010 4x4 Diesel		19-1002	19-1002	19-1002					19-1009	19-1009

POLARIS

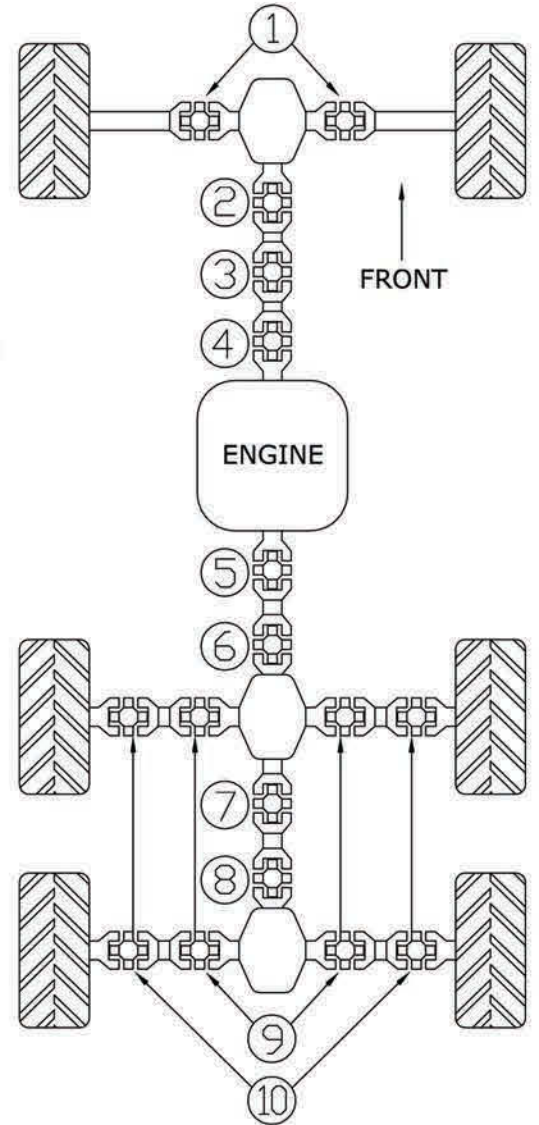
0	2011	LSV ELECTRIC 4X4		19-1005		19-1005						
0	2010 - 11	RANGER EV 4X4		19-1005		19-1005						
400	1995 - 96	Big Boss 400L 6x6 outside clips	19-1008									
400	1995 - 96	Big Boss 400L 6x6 inside clips	19-1005									
400	1997	Big Boss 400L 6x6	19-1008									
400	1996	Magnum 400L 6x6 outside clips	19-1008									
400	1996	Magnum 400L 6x6 inside clips	19-1005									
400	1997	Magnum 400L 6x6	19-1008									
400	2010 - 11	Ranger 4x4 400		19-1005		19-1005						
500	1998 - 99	Big Boss 500 6x6	19-1008									
500	2000	Big Boss 500 6x6	19-1008	19-1011		19-1011						
500	2001	Big Boss 500 6x6	19-1008	19-1005		19-1005						
500	2002 - 03	Big Boss 500 6x6	19-1005	19-1005		19-1005						
500	2008 - 09	Ranger 2x4 500					19-1005	19-1005				
500	2004	Ranger 4x4 500	19-1005	19-1005		19-1005	19-1005	19-1005			19-1012	19-1012
500	2005 - 07	Ranger 4x4 500		19-1005		19-1005	19-1005	19-1005				
500	2008	Ranger 4x4 500		19-1005		19-1005	19-1005	19-1005				
500	2009	Ranger 4x4 500		19-1005		19-1005	19-1005	19-1005				
500	2010	Ranger 4x4 500		19-1005		19-1005						
500	2011	Ranger 4x4 500		19-1005		19-1005						
500	2011	Ranger 4x4 500 Crew		19-1005	19-1005	19-1005						
500	1999	Ranger 500 4x4	19-1005	19-1005		19-1005					19-1012	19-1012
500	2004	Ranger 6X6 500	19-1005	19-1005		19-1005	19-1005	19-1005	19-1005	19-1005	19-1012	19-1012
500		Ranger Series 10 4x4 & 6x6	19-1005	19-1005		19-1005	19-1005	19-1005			19-1012	19-1012
500		Ranger Series 11 4x4 & 6x6	19-1005			19-1005	19-1005	19-1005				

U-Joint Locations



Eng	Year	Model No	1	2	3	4	5	6	7	8	9	10
POLARIS CONTINUED												
500		Ranger Series 11 4x4 & 6x6		19-1005		19-1005	19-1005	19-1005			19-1012	19-1012
500	2000	Sportsman 500 6x6	19-1008	19-1011		19-1011						
500	2001	Sportsman 500 6x6	19-1008	19-1005		19-1005						
500	2002 - 03	Sportsman 500 6x6	19-1005	19-1005		19-1005						
500	2004 - 08	Sportsman 500 6x6		19-1005		19-1005						
700	2005 - 08	Ranger 4x4 700		19-1005		19-1005	19-1005	19-1005				
700	2009	Ranger 4X4 700		19-1005		19-1005	19-1005	19-1005				
700	2008 - 09	Ranger 4x4 700 CREW		19-1005		19-1005	19-1005	19-1005				
700	2006 - 09	Ranger 6x6 700 EFI		19-1005		19-1005	19-1005	19-1005	19-1005	19-1005		
800	2010 - 11	Ranger 4x4 800 EFI		19-1005		19-1005	19-1005	19-1005				
800	2010 - 11	Ranger 4x4 800 EFI CREW		19-1005	19-1005	19-1005	19-1005	19-1005				
800	2010 - 11	RANGER 6X6 800		19-1005		19-1005	19-1005	19-1005				
800	2009 - 11	RANGER RZR "S" 800		19-1005		19-1005						
800	2011	RANGER RZR 4/EPS RGE		19-1005	19-1005	19-1005	19-1005	19-1005				
800	2008 - 11	RZR 800		19-1005		19-1005						
800	2009 - 11	Sportsman 800 EFI 6x6		19-1005		19-1005	19-1005	19-1005	19-1005	19-1005		
900	2011	Ranger 4x4 900 D		19-1005	19-1005	19-1005	19-1005	19-1005				
900	2011	Ranger 4x4 CREW DIESEL 900 D		19-1005	19-1005	19-1005	19-1005	19-1005				
900	2011	Ranger RZR XP 900		19-1005	19-1005	19-1005	19-1005	19-1005				
YAMAHA												
450	2006	450RHINO		19-1003		19-1003						
450	2007 - 09	450RHINO		19-1003		19-1003						
660	2004 - 07	660 Rhino		19-1003		19-1003						
700	2008 - 11	700 RHINO FI		19-1003		19-1003						

U-Joint Locations











INDIVIDUAL CABLES









Size	AB # Clear	AB # Black	Size	AB # Clear	AB # Black
7"	78-107	78-107-1	17"	78-117	78-117-1
8"	78-108	78-108-1	19"	78-119	78-119-1
9"	78-109	78-109-1	21"	78-121	78-121-1
10"	78-110	78-110-1	23"	78-123	78-123-1
11"	78-111	78-111-1	25"	78-125	78-125-1
12"	78-112	78-112-1	27"	78-127	78-127-1
13"	78-113	78-113-1	29"	78-129	78-129-1
14"	78-114	78-114-1	30"	78-130	78-130-1
15"	78-115	78-115-1	32"	78-132	78-132-11
16"	78-116	78-116-1	33"	78-133	78-133-1

PRIMARY INNER BEARING & SEAL KIT

*Except 2006 DYNA

Model	Year	AB #	HD #
Harley Davidson Big Twin stock replacement	1985-07	25-3101	
Harley Davidson Big Twin HP Double row ball bearing designed for use on straight splined shafts only	1990-06*	25-3102	
Harley Davidson Big Twin stock replacement	2008+	25-3103	
INNER PRIMARY MAINSHFT SUPPORT BEARING		R16-2RS	9061 9040

APPLICATION			BEARING & SEAL KITS			SUSPENSION - SEALS & BUSHING KITS				SUSPENSION - BEARING KITS
Eng	Year	Model No	 Front Wheel Bearing Kit	 Rear Wheel Bearing Kit	 Steering Bearing Kit	 Fork Bushing Kit	 Fork Seal & Dust Seal Kit	 Fork Oil Seal Kit	 Fork Dust Seal Kit	 Swing Arm Bearing Kit
APRILIA										
50	1999 - 05	RS50	25-1143							
50	2006 - 08	RS50	25-1143	25-1143						
50	2003 - 04	RS50 TUONO	25-1143							
250	1998 - 04	RS250	25-1351		22-1046					
650	1997 - 00	Pegaso 650	25-1210		22-1044					
650	2001 - 05	Pegaso 650			22-1044					
750	2008	Dorsoduro 750	25-1569	25-1568	22-1044					
750	2008 - 09	SL 750 Shiver	25-1569	25-1568	22-1044					
850	2007 - 09	Mana 850	25-1569	25-1568	22-1044					
1000	2001 - 07	EVT Caponord	25-1569	25-1586	22-1039					
1000	2001 - 04	RST 1000 Futura	25-1569		22-1039					
1000	2000	RSV Mille	25-1569	25-1568	22-1039					
1000	2001 - 03	RSV Mille	25-1569	25-1568	22-1039	56-133	55-120		57-108	
1000	2002 - 05	RSV Tuono	25-1569	25-1568	22-1039					
1000	2004 - 05	RSVR	25-1569	25-1568	22-1039	56-133	55-120		57-108	
1000	2006 - 08	RSVR	25-1569	25-1568	22-1039					
1000	2000 - 03	SL 1000 Falco	25-1569	25-1568	22-1039					
1000	2006 - 08	Tuono 1000 R	25-1569	25-1568	22-1039	56-133	55-120		57-108	
BMW										
0	1978 - 83	All models	25-1523		22-1024					
650	2000 - 05	F650 GGS/GS Dakar	25-1219	25-1646	22-1024			55-119		
650	1997 - 99	F650, F650 ST	25-1210	25-1650	22-1044			55-119		
650	2000 - 05	F650CS	25-1491							
650	1999 - 02	F650GS	25-1219	25-1646	22-1024			55-119		
650	2006 - 10	F650GS K72	25-1219		22-1024					
650	2003 - 07	F650GS/M	25-1219	25-1646	22-1024			55-119		
650	2008 - 09	G650GS	25-1219	25-1646	22-1024			55-119		
650	2006 - 07	G650X CHALLENGE	25-1425							
650	2006 - 08	G650X COUNTRY	25-1425							
650	2006 - 07	G650X MOTO	25-1379							
650	1978 - 80	R65	25-1523		22-1024					28-1058
650	1981 - 85	R65	25-1523		22-1024					
650	1986 - 87	R65	25-1351		22-1024					
750	1985 - 95	K75 C			22-1024					
750	1985 - 95	K75 RT			22-1024			55-119		
750	1985 - 95	K75 S			22-1024			55-119		
750	199 - 95	K75			22-1024			55-119		
750	1969 - 79	R75	25-1523		22-1024					28-1058
750	1980	R75	25-1523		22-1024					
800	2006	F800GS	25-1647							
800	2007 - 10	F800GS	25-1647							
800	2005 - 10	F800R	25-1648							
800	2004 - 08	F800S	25-1648							
800	2004 - 09	F800ST	25-1648							
800	1980 - 86	R80 GS	25-1523		22-1024					
800	1982 - 84	R80 RT	25-1523		22-1024					
800	1985 - 95	R80 RT	25-1351		22-1024					
800	1980 - 86	R80 ST	25-1523		22-1024					
800	1976 - 79	R80/7	25-1523		22-1024					28-1058
800	1980 - 84	R80/7	25-1523		22-1024					
850	1995 - 01	R850R	25-1528							28-1058
900	1974 - 76	R90			22-1024					
900	2005 - 09	R900RT								28-1058
900	1969 - 76	R90S			22-1024					28-1058

APPLICATION			BEARING & SEAL KITS			SUSPENSION - SEALS & BUSHING KITS				SUSPENSION - BEARING KITS
Eng	Year	Model No	 Front Wheel Bearing Kit	 Rear Wheel Bearing Kit	 Steering Bearing Kit	 Fork Bushing Kit	 Fork Seal & Dust Seal Kit	 Fork Oil Seal Kit	 Fork Dust Seal Kit	 Swing Arm Bearing Kit
BMW CONTINUED										
1000	1989 - 92	K1			22-1024					
1000	1986 - 91	K100 LT	25-1351		22-1024					
1000	1984 - 92	K100 RS			22-1024					
1000	1984 - 88	K100 RT			22-1024					
1000	1984 - 86	K100			22-1024					
1000	1978	R100	25-1523		22-1024					
1000	1991 - 95	R100 R	25-1351		22-1024			55-119		
1000	1976 - 79	R100 RS	25-1523		22-1024					28-1058
1000	1980 - 84	R100 RS	25-1523		22-1024					
1000	1987 - 92	R100 RS	25-1351		22-1024					
1000	1978 - 79	R100 RT	25-1523		22-1024					28-1058
1000	1980 - 85	R100 RT	25-1523		22-1024					
1000	1987 - 95	R100 RT	25-1351		22-1024					
1000	1976 - 80	R100 S	25-1523		22-1024					28-1058
1000	1980	R100CS	25-1523		22-1024					28-1058
1000	1981 - 84	R100CS	25-1523		22-1024					
1000	1987 - 94	R100GS	25-1351		22-1024					
1100	1992 - 97	K1100LT			22-1024					
1100	1992 - 96	K1100RS			22-1024					
1100	1994 - 06	R1100GS								28-1058
1100	1994 - 00	R1100R/RT								28-1058
1100	1992 - 01	R1100RS								28-1058
1100	1997 - 04	R1100S								28-1058
1150	2001 - 05	R1150 ADV								28-1058
1150	1998 - 03	R1150GS								28-1058
1150	2000 - 06	R1150R								28-1058
1150	2000 - 04	R1150RS								28-1058
1150	2000 - 06	R1150RT								28-1058
1200	2004 - 06	HP2 ENDURO								28-1058
1200	2006 - 08	HP2 MEGAMOTO								28-1058
1200	2007 - 09	HP2 SPORT								28-1058
1200	2001 - 08	K1200 GT								28-1058
1200	1997 - 05	K1200 RS								28-1058
1200	1997 - 08	K1200LT								28-1058
1200	2004 - 08	K1200R	25-1273							28-1058
1200	1996 - 04	K1200RS								28-1058
1200	2003 - 08	K1200S	25-1273							28-1058
1200	1996 - 05	R1200 C								28-1058
1200	2003 - 09	R1200GS								28-1058
1200	2005 - 09	R1200R								28-1058
1200	2003 - 09	R1200RT								28-1058
1200	2003 - 07	R1200ST								28-1058
1200	2004 - 06	R1200S								28-1058
1300	2007 - 10	K1300GT	25-1273							28-1058
1300	2007 - 10	K1300R	25-1273							28-1058
1300	2008 - 10	K1300S	25-1273							28-1058
BUELL										
492	2000	Blast		25-1626	22-1032		56-123	55-111	57-109	25-1626
492	2001 - 09	Blast		25-1626	22-1032		56-123	55-111	57-109	25-1626
900	2003	Firebolt XB9R	25-1351	25-1627	22-1032		56-133	55-120	57-108	25-1626
900	2004 - 06	Firebolt XB9R	25-1351	25-1627	22-1032		56-133	55-120	57-108	25-1626
900	2003 - 09	Lightning XB9S	25-1351	25-1627	22-1032		56-133	55-120	57-108	25-1626
1125	2009	Helicon 1125CR	25-1351	25-1627			56-142	55-127	57-100	25-1626
1125	2008 - 09	Helicon 1125R	25-1351	25-1627			56-142	55-127	57-100	25-1626

APPLICATION

BEARING & SEAL KITS

SUSPENSION - SEALS & BUSHING KITS

SUSPENSION - BEARING KITS

Eng	Year	Model No	BEARING & SEAL KITS			SUSPENSION - SEALS & BUSHING KITS				SUSPENSION - BEARING KITS
			Front Wheel Bearing Kit	Rear Wheel Bearing Kit	Steering Bearing Kit	Fork Bushing Kit	Fork Seal & Dust Seal Kit	Fork Oil Seal Kit	Fork Dust Seal Kit	Swing Arm Bearing Kit
BUELL CONTINUED										
1203	1997 - 02	Cyclone	25-1626		22-1032		56-133	55-120	57-108	
1203	2005 - 08	Firebolt XB12R	25-1351	25-1627	22-1032		56-133	55-120	57-108	25-1626
1203	1996 - 98	Lightning S1	25-1626		22-1032					
1203	2000 - 02	Lightning X1	25-1626		22-1032		56-132	55-119	57-115	
1203	2005 - 09	Lightning XB12S	25-1351	25-1627	22-1032		56-133	55-120	57-108	25-1626
1203	1995 - 98	Thunderbolt	25-1626		22-1032					
1203	1999 - 01	Thunderbolt	25-1626		22-1032		56-132	55-119	57-115	
1203	2006 - 07	Ulysses XB12X DX	25-1351	25-1627	22-1032		56-133	55-120	57-108	25-1626
1203	2008 - 09	Ulysses XB12X DX	25-1351	25-1627	22-1032		56-142	55-127	57-100	25-1626
1203	2008 - 09	Ulysses XB12X FX	25-1351	25-1627	22-1032		56-133	55-120	57-108	25-1626
CAGIVA										
500	1996 - 98	Canyon 500			22-1032		56-149	55-135	57-138	
500	1995 - 99	RIVER 500	25-1351							
650	2001 - 06	Raptor 650	25-1351		22-1032		56-133	55-120	57-108	
750	1993 - 96	ELEFANT 750			22-1032				57-138	
900	1993 - 97	ELEPHANT 900	25-1569		22-1032					
900	1998 - 00	GRAN CANYON 900	25-1569	25-1267	22-1032		56-149	55-135	57-138	
1000	2000 - 05	NAVIGATOR 1000	25-1569	25-1267	22-1032		56-149	55-135	57-138	
1000	2000 - 05	Raptor 1000	25-1351		22-1032		56-133	55-120	57-108	
DUCATI										
0		1971-2001 Air cooled All models			22-1062					
0		REAR DISC BRAKE BEVEL TWINS	25-1550		22-1062					
0		REAR DRUM BRAKE BEVEL TWINS	25-1550		22-1062					
600	2001	600 Monster	25-1351		22-1062			55-120		
620	2002 - 06	620 Monster	25-1351		22-1039					
620	2006	620 Multistrada	25-1351		22-1039					
695	2007 - 08	695 Monster	25-1351		22-1039					
696	2008 - 09	696 Monster	25-1351		22-1039					
748	2000 - 03	748	25-1351		22-1039			55-120		
748	1995 - 99	748 Biposto			22-1039			55-120		
748	1998 - 99	748 SPS Racing			22-1039			55-120		
750	1986 - 89	750 F1			22-1062			55-112		
750	2000 - 01	750 Monster	25-1351		22-1062			55-120		
750	2002	750 Monster Dark	25-1351		22-1039					
750	1991 - 96	750 S/Sport S/Light			22-1062			55-119		
750	1972 - 75	750 SS Showa			22-1062			55-112		
750	1991 - 96	750 SS Showa			22-1062			55-119		
750	1999	750SS			22-1062			55-120		
750	2000 - 02	750SS	25-1351		22-1062			55-120		
800	2003 - 04	800 Monster	25-1351		22-1039					
800	2007	800 Monster S2R	25-1351		22-1039					
800	2007	SS 800	25-1351		22-1062					
888	1992 - 94	888 Superbike All			22-1062			55-119		
888	1995	888 Superbike All			22-1039			55-119		
900	1993 - 99	900 Monster All			22-1062			55-119		
900	2002	900 Monster Dark	25-1351		22-1039			55-120		
900	2000 - 01	900 Monster ie	25-1351		22-1062			55-120		
900	1991 - 97	900 S/Sport S/Light			22-1062			55-119		
900	1976 - 85	900 SD Darmah S/SS/MHR			22-1062			55-112		
900	1990 - 94	900 SS Showa			22-1062			55-119		
900	1998 - 99	900SS			22-1062			55-119		
900	2000 - 02	900SS	25-1351		22-1062			55-120		
900	2002	MH900e	25-1351		22-1062					

APPLICATION			BEARING & SEAL KITS			SUSPENSION - SEALS & BUSHING KITS				SUSPENSION - BEARING KITS
Eng	Year	Model No	 Front Wheel Bearing Kit	 Rear Wheel Bearing Kit	 Steering Bearing Kit	 Fork Bushing Kit	 Fork Seal & Dust Seal Kit	 Fork Oil Seal Kit	 Fork Dust Seal Kit	 Swing Arm Bearing Kit
DUCATI CONTINUED										
916	1994	Senna			22-1062				55-120	
916	1995 - 97	Senna			22-1039				55-120	
916	1994	916 Biposto			22-1062				55-120	
916	1995 - 97	916 Biposto			22-1039				55-120	
916	2001 - 03	916 S4 Monster	25-1351		22-1039				55-120	
916	1998	916 Senna			22-1039				55-120	
916	1999	916 Serina			22-1039					
916	1994	916 SP			22-1062				55-120	
916	1995 - 96	916 SP			22-1039				55-120	
916	1999	916 Sport Touring			22-1039				55-120	
916	2000 - 03	ST4 916	25-1351		22-1039				55-120	
916	2004 - 05	ST4 916	25-1351		22-1039					
944	1998 - 03	ST2 944	25-1351		22-1039				55-120	
992	2004 - 07	ST3 992	25-1351		22-1039				55-120	
996	2000 - 01	996	25-1351		22-1039				55-120	
996	2004 - 06	S4R Monster 996	25-1351		22-1039				55-120	
996	2007 - 09	S4R Monster 996	25-1351		22-1039					
998	2002 - 04	998	25-1351		22-1039					
999	2003 - 06	999	25-1351		22-1039				55-120	
1000	2003 - 05	1000 Monster	25-1351		22-1039				55-120	
1000	2006 - 08	1000 Monster S2R	25-1351		22-1039				55-120	
1000	2003 - 06	1000 Multistrada	25-1351		22-1039					
1000	2006	1000 Paul Smart	25-1351		22-1039					
1000	2007 - 09	GT 1000	25-1351		22-1039					
1000	2006 - 09	SPORT 1000	25-1351		22-1039					
1098	2008 - 09	1098	25-1351		22-1039					
1100	2008 - 09	1100 Hypermotard	25-1351		22-1039					
1100	2008 - 09	1100 Monster	25-1351		22-1039					
1100	2007 - 09	1100 Multistrada	25-1351		22-1039					

HONDA										
75	1993 - 00	NSR75 (Euro)	25-1644		22-1002					
90	1991 - 96	EZ90	25-1027	25-1027					55-101	
100	1970 - 72	CB100 Super Sport			22-1002					
100	1970 - 73	CL100 Scrambler			22-1002					
125	1976 - 85	CB125S	25-1072	25-1207	22-1002				55-101	
125	1990	CB125TT	25-1312	25-1323	22-1002				55-104	
125	2004 - 06	CBR125	25-1597	25-1600	22-1002				55-104	
125	1977	CT125 Trail	25-1072	25-1323	22-1002				55-104	
125	1993 - 99	NSR125R (EURO)	25-1045	25-1652	22-1002					
125	1999 - 03	VT125 SHADOW (Euro)	25-1311	25-1087	22-1011					
125	2001 - 02	XL125 V2 VARADERO (Euro)	25-1312	25-1599	22-1011					
160	1965 - 69	CB/CL160	25-1319							
175	1968 - 73	CB/CL/CA175	25-1319							
185	1978 - 79	CM185T	25-1319	25-1323	22-1002				55-104	
200	1974 - 75	CB/CL200	25-1307							
200	1976	CB/CL200	25-1307	25-1327					55-104	
200	1976	CL200 Scrambler	25-1307	25-1327	22-1002				55-104	
200	1980 - 82	CM200T Twinstar	25-1319	25-1323	22-1002				55-104	
250	1991 - 08	CB250 Nighthawk	25-1319	25-1323	22-1002				55-104	
250	2004 - 06	CBF250 (Euro)	25-1312	25-1598	22-1020				55-111	
250	2011	CBR250	25-1311		22-1020					
250	1982 - 83	CM250C	25-1319	25-1319	22-1002				55-104	
250	1985 - 87	CMX250	25-1312	25-1087	22-1002				55-107	
250	1996 - 04	CMX250	25-1312	25-1087	22-1002				55-107	

APPLICATION

BEARING & SEAL KITS

SUSPENSION - SEALS & BUSHING KITS

SUSPENSION - BEARING KITS

Eng	Year	Model No	BEARING & SEAL KITS			SUSPENSION - SEALS & BUSHING KITS				SUSPENSION - BEARING KITS
			Front Wheel Bearing Kit	Rear Wheel Bearing Kit	Steering Bearing Kit	Fork Bushing Kit	Fork Seal & Dust Seal Kit	Fork Oil Seal Kit	Fork Dust Seal Kit	Swing Arm Bearing Kit
HONDA CONTINUED										
250	2005 - 12	CMX250	25-1312	25-1087	22-1002		56-113	55-107		57-113
250	1988	VTR250 Interceptor		25-1231	22-1011		56-115	55-108		57-112
250	1989 - 90	VTR250 Interceptor		25-1231	22-1020		56-115	55-108		57-112
350	1968 - 71	CB350	25-1319	25-1335	22-1011					
350	1972	CB350	25-1319	25-1335	22-1011			55-107		
350	1973	CB350	25-1307	25-1335	22-1011			55-107		
350	1972 - 74	CB350 F-F1	25-1307	25-1335	22-1011			55-107		
350	1968 - 71	CL350 Scrambler	25-1319	25-1335	22-1011					
350	1972 - 73	CL350 Scrambler	25-1319	25-1335	22-1011					
360	1974 - 77	CB360	25-1307	25-1335	22-1011			55-107		
360	1976 - 77	CJ360T	25-1319	25-1335	22-1011			55-107		
360	1974 - 75	CL360 Scrambler K-K1	25-1319	25-1335	22-1011			55-107		
400	1978	CB400A	25-1319	25-1343	22-1011			55-107		
400	1975 - 77	CB400F	25-1307	25-1335	22-1011			55-107		
400	1989 - 90	CB400F	25-1510	25-1258	22-1020		56-132	55-119		57-115
400	1978 - 79	CB400T	25-1319	25-1343	22-1011			55-107		
400	1980 - 81	CB400T	25-1319	25-1342	22-1011			55-107		
400	1991 - 98	CBR400	25-1077	25-1258	22-1020					
400	1979 - 81	CM400	25-1319	25-1343	22-1011			55-107		
400	1990 - 91	VFR400	25-1510		22-1039		56-132	55-119		
450	1968 - 69	CB450K1-K2	25-1147	25-1361	22-1011					
450	1970	CB450K3-K7	25-1307	25-1361	22-1011					
450	1971 - 74	CB450K3-K7	25-1307	25-1361	22-1011			55-108		
450	1982 - 86	CB450SC	25-1319	25-1258	22-1011			55-107		
450	1965 - 67	CB450T	25-1147	25-1361	22-1011					
450	1982	CB450T	25-1319	25-1342	22-1011			55-107		
450	1969 - 72	CL450 Scrambler K-K6	25-1147	25-1361	22-1011			55-108		
450	1983	CM450A	25-1319	25-1258	22-1011			55-107		
450	1982	CM450A & C	25-1319	25-1342	22-1011			55-107		
450	1982 - 83	CM450E	25-1319	25-1343	22-1011			55-107		
450	1986 - 87	CMX450C	25-1312	25-1232	22-1020		56-123	55-111		57-109
500	1971 - 76	CB500	25-1307	25-1361	22-1011			55-108		
500	1975 - 76	CB500T	25-1307	25-1361	22-1011			55-108		
500	2004 - 06	CBF500 (Euro)		25-1257	22-1020		56-132	55-119		57-115
500	1978 - 79	CX500	25-1319	25-1147	22-1011		56-114	55-107		57-131
500	1979 - 80	CX500C	25-1319	25-1147	22-1011		56-114	55-107		57-131
500	1981 - 82	CX500C	25-1319	25-1147	22-1011		56-115	55-108		57-112
500	1980 - 81	CX500D	25-1319	25-1147	22-1011		56-114	55-107		57-131
500	1982	CX500TC Turbo	25-1312	25-1446	22-1020		56-123	55-111		57-109
500	1982 - 83	FT500 Ascot	25-1319	25-1324	22-1011			55-111		
500	1989 - 90	GB500	25-1319	25-1232	22-1011		56-115	55-108		57-112
500	1981 - 82	GL500 Silver Wing	25-1307	25-1147	22-1011		56-115	55-108		57-112
500	1984 - 85	VF500C	25-1312	25-1258	22-1020			55-111		
500	1984 - 86	VF500F	25-1312	25-1258	22-1020			55-111		
500	1983 - 84	VT500C	25-1312	25-1242	22-1011			55-111		
500	1985 - 86	VT500C	25-1312	25-1242	22-1020					
500	1983 - 84	VT500FT	25-1312	25-1242	22-1011			55-111		
500	1987 - 88	XBR500 (Euro)	25-1319	25-1232						
550	1975 - 77	CB550F	25-1307	25-1361	22-1011			55-108		
550	1974 - 78	CB550K	25-1307	25-1361	22-1011			55-108		
550	1983	CB550SC	25-1312	25-1147	22-1011			55-111		
600	2004 - 06	CB600F (599)		25-1468	22-1020		56-132	55-119		57-115
600	1987 - 90	CBR600F	25-1077	25-1258	22-1020		56-123	55-111		57-109
600	1991 - 94	CBR600F2	25-1077	25-1155	22-1020		56-132	55-119		57-115
600	1995 - 96	CBR600F3	25-1510	25-1154	22-1020		56-132	55-119		57-115









APPLICATION









BEARING & SEAL KITS

SUSPENSION - SEALS & BUSHING KITS

SUSPENSION - BEARING KITS

Eng	Year	Model No	BEARING & SEAL KITS			SUSPENSION - SEALS & BUSHING KITS				SUSPENSION - BEARING KITS
			Front Wheel Bearing Kit	Rear Wheel Bearing Kit	Steering Bearing Kit	Fork Bushing Kit	Fork Seal & Dust Seal Kit	Fork Oil Seal Kit	Fork Dust Seal Kit	Swing Arm Bearing Kit
HONDA CONTINUED										
600	1997 - 98	CBR600F3	25-1510	25-1257	22-1020		56-132	55-119	57-115	
600	1999 - 00	CBR600F4	25-1379	25-1257	22-1020		56-133-1	55-120	57-108-1	
600	2001 - 06	CBR600F4			22-1020		56-133-1	55-120	57-108-1	
600	2003 - 04	CBR600RR		25-1492	22-1020		56-139	55-124	57-101	
600	2005 - 06	CBR600RR		25-1492	22-1020		56-132	55-119	57-115	
600	2007 - 11	CBR600RR	25-1562	25-1563	22-1020		56-132	55-119	57-115	
600	1988 - 91	NTV 600 (Euro)	25-1071		22-1020		56-132	55-119	57-115	
600	1988 - 07	VT600 Shadow	25-1077	25-1258	22-1020					
600	1993 - 05	VT600CD	25-1077	25-1258	22-1020					
600	1999 - 00	VT600CD2	25-1077	25-1258	22-1020					
600	1987 - 96	XL600V TRANSALP (Euro)	25-1069	25-1230	22-1021		56-132	55-119	57-115	28-1149
600	1997 - 99	XL600V TRANSALP (Euro)	25-1602	25-1603	22-1021		56-132	55-119	57-115	28-1149
650	1979 - 82	CB650	25-1307	25-1362	22-1011			55-108		
650	1983 - 85	CB650	25-1312	25-1327	22-1011		56-125	55-113	57-111	
650	1983	CX650	25-1312	25-1327	22-1011		56-125	55-113	57-111	
650	1983	CX650T Turbo	25-1312	25-1446	22-1020		56-123	55-111	57-109	
650	1983	GL650	25-1312	25-1327	22-1011		56-123	55-111	57-109	
650	1998 - 05	NT 650 DEAUVILLE (Euro)	25-1601	25-1020	22-1020		56-132	55-119	57-115	
650	1988 - 91	NT650 (Euro)	25-1077		22-1020		56-132	55-119	57-115	
650	1992 - 97	NTV 650 (Euro)	25-1380		22-1020		56-132	55-119	57-115	
650	1988 - 99	NX650 (Euro)	25-1069	25-1230	22-1021		56-132	55-119	57-115	
650	1997 - 98	SLR 650 (Euro)	25-1069	25-1230	22-1021		56-132	55-119	57-115	
650	2000 - 06	XL650 TRANSALP (Euro)	25-1602	25-1603	22-1021		56-132	55-119	57-115	
700	1984 - 86	CB700SC Nighthawk S	25-1312	25-1251	22-1020					
700	2006 - 07	NT 700 DEAUVILLE (Euro)	25-1491	25-1020	22-1020		56-132	55-119	57-115	
700	2010 - 11	NT700V	25-1491	25-1020	22-1020		56-132	55-119	57-115	
700	1984	VF700C	25-1312	25-1327	22-1020		56-123	55-111	57-109	28-1056
700	1985 - 87	VF700C	25-1312	25-1251	22-1020		56-125	55-113	57-111	28-1056
700	1984 - 85	VF700F	25-1312	25-1358	22-1020		56-125	55-113	57-111	
700	1984 - 85	VF700S	25-1312	25-1327	22-1020		56-123	55-111	57-109	
700	1986 - 87	VFR700 Interceptor	25-1077	25-1268	22-1020		56-123	55-111	57-109	
700	1984 - 85	VT700	25-1312	25-1327	22-1011		56-125	55-113	57-111	
700	1986 - 87	VT700	25-1312	25-1251	22-1020		56-125	55-113	57-111	
750	1980 - 82	CB750 C	25-1307	25-1362	22-1020		56-115	55-108	57-112	
750	1991 - 02	CB750 Nighthawk	25-1077	25-1258	22-1020		56-132	55-119	57-115	
750	1976 - 78	CB750A	25-1307	25-1362	22-1011			55-108		
750	1975 - 78	CB750F Super Sport	25-1307	25-1355	22-1011			55-108		
750	1979 - 80	CB750F Super Sport	25-1307	25-1355	22-1020			55-108		
750	1981 - 82	CB750F Super Sport	25-1307	25-1355	22-1020		56-123	55-111	57-109	
750	1979 - 82	CB750K 750 Four	25-1307	25-1362	22-1020			55-108		
750	1969	CB750K1-K5 750 Four	25-1307	25-1362	22-1011					
750	1970 - 78	CB750K1-K5 750 Four	25-1307	25-1362	22-1011			55-108		
750	1979	CB750L	25-1307	25-1362	22-1020			55-108		
750	1982 - 83	CB750SC	25-1312	25-1362	22-1020		56-123	55-111	57-109	
750	1994 - 99	CBX750 (EURO)	25-1312	25-1251	22-1020		56-125	55-113	57-111	
750	1993 - 94	RVF750R (EURO)	25-1510	25-1039	22-1039		56-132	55-119	57-115	
750	1982 - 83	VF750C	25-1312	25-1327	22-1020		56-123	55-111	57-109	28-1056
750	1988	VF750C	25-1312	25-1251	22-1020		56-125	55-113	57-111	28-1056
750	1994 - 97	VF750C	25-1077	25-1268	22-1020		56-132	55-119	57-115	
750	1998 - 02	VF750C	25-1380	25-1268	22-1020		56-132	55-119	57-115	
750	1995 - 96	VF750CD	25-1077	25-1268	22-1020		56-132	55-119	57-115	
750	1997 - 02	VF750C2	25-1380	25-1268	22-1020		56-132	55-119	57-115	
750	1983 - 84	VF750F	25-1312	25-1358	22-1020		56-125	55-113	57-111	
750	1982 - 83	VF750S	25-1312	25-1327	22-1020		56-123	55-111	57-109	28-1056
750	1986	VFR750F	25-1077	25-1268	22-1020		56-123	55-111	57-109	

APPLICATION			BEARING & SEAL KITS			SUSPENSION - SEALS & BUSHING KITS				SUSPENSION - BEARING KITS
Eng	Year	Model No	 Front Wheel Bearing Kit	 Rear Wheel Bearing Kit	 Steering Bearing Kit	 Fork Bushing Kit	 Fork Seal & Dust Seal Kit	 Fork Oil Seal Kit	 Fork Dust Seal Kit	 Swing Arm Bearing Kit
HONDA CONTINUED										
750	1990 - 97	VFR750F	25-1077		22-1020		56-132		55-119	57-115
750	1990	VFR750R	25-1510		22-1039		56-133-1		55-120	
750	1983	VT750	25-1312	25-1327	22-1011		56-125		55-113	57-111
750	1998 - 03	VT750	25-1380	25-1154	22-1020		56-129		55-117	57-107
750	2006 - 07	VT750 DCA	25-1380	25-1154	22-1020		56-132		55-119	57-115
750	2004 - 06	VT750C&CA	25-1379	25-1020	22-1020		56-129		55-117	57-107
750	2007 - 09	VT750C	25-1379	25-1020	22-1020		56-129		55-117	57-107
750	2007 - 10	VT750C2	25-1379	25-1020	22-1020		56-129		55-117	57-107
750	2008 - 09	VT750CA	25-1379	25-1020	22-1020		56-129		55-117	57-107
750	2006	VT750CB	25-1380	25-1154	22-1020		56-132		55-119	57-115
750	2001 - 03	VT750DC & DCA	25-1380	25-1154	22-1020		56-132		55-119	57-115
750	2005	VT750DC & DCA	25-1380	25-1154	22-1020		56-132		55-119	57-115
750	1990 - 00	XR750L AFRICA TWIN (Euro)	25-1604	25-1605	22-1021		56-133-1		55-120	57-108-1
800	1989 - 98	PC800 Pacific Coast	25-1077	25-1237	22-1020		56-132		55-119	57-115
800	1998 - 01	VFR800 FI Interceptor	25-1379		22-1020		56-132		55-119	57-115
800	2002 - 09	VFR800 Interceptor	25-1379		22-1020		56-133-1		55-120	57-108-1
800	1988	VT800 Shadow	25-1312	25-1263	22-1020		56-125		55-113	57-111
900	1980 - 82	CB900C	25-1307	25-1261	22-1020		56-123		55-111	57-109
900	1981 - 82	CB900F	25-1307	25-1355	22-1020		56-125		55-113	57-111
900	2002 - 07	CB900F (919)		25-1257	22-1020		56-133-1		55-120	57-108-1
900	1993 - 94	CBR900RR	25-1077	25-1154	22-1020		56-139		55-124	57-101
900	1995	CBR900RR	25-1510	25-1154	22-1020		56-139		55-124	57-101
900	1996 - 97	CBR900RR	25-1510	25-1257	22-1020		56-139		55-124	57-101
900	1998 - 99	CBR900RR	25-1379	25-1257	22-1020		56-139		55-124	57-101
929	2000 - 01	CBR929RR	25-1378		22-1020		56-133-1		55-120	57-108-1
954	2002 - 03	CBR954RR	25-1378		22-1020		56-133-1		55-120	57-108-1
1000	1994 - 95	CB1000	25-1077	25-1358	22-1020		56-133-1		55-120	57-108-1
1000	1983	CB1000C	25-1312	25-1265	22-1020		56-125		55-113	57-111
1000	2006 - 08	CBF1000 (Euro)		25-1257	22-1020		56-132		55-119	57-115
1000	1987 - 88	CBR1000F	25-1077	25-1268	22-1020		56-132		55-119	57-115
1000	1990 - 96	CBR1000F	25-1510	25-1358	22-1020		56-132		55-119	57-115
1000	2004 - 07	CBR1000RR	25-1378	25-1492	22-1020		56-133-1		55-120	57-108-1
1000	2008 - 11	CBR1000RR	25-1378		22-1039		56-133-1		55-120	57-108-1
1000	1975 - 76	GL1000 Gold Wing	25-1307	25-1261	22-1011				55-109	
1000	1977 - 79	GL1000 Gold Wing	25-1307	25-1261	22-1020				55-109	
1000	1976	GL1000L	25-1307	25-1261	22-1011				55-109	
1000	2000 - 01	RVT1000R RC51			22-1037		56-133-1		55-120	57-108-1
1000	2002 - 06	RVT1000R RC51			22-1039		56-133-1		55-120	57-108-1
1000	1984	VF1000F	25-1312	25-1268	22-1020		56-132		55-119	57-115
1000	1985 - 86	VF1000R	25-1312		22-1020		56-132		55-119	57-115
1000	1998 - 05	VTR1000F	25-1510	25-1257	22-1020		56-132		55-119	57-115
1000	1999 - 02	XL 1000 VARADERO (Euro)	25-1379	25-1268	22-1020		56-133		55-120	57-108-1
1000	2003 - 08	XL 1000 VARADERO (Euro)	25-1379	25-1268	22-1020		56-133-1		55-120	57-108-1
1100	1983	CB1100F Super Sport	25-1312	25-1358	22-1020		56-125		55-113	57-111
1100	1997 - 98	CBR1100XX	25-1510	25-1358	22-1020		56-133-1		55-120	57-108
1100	1999 - 03	CBR1100XX	25-1379	25-1358	22-1020		56-133-1		55-120	57-108
1100	2004 - 06	CBR1100XX	25-1379	25-1358	22-1020		56-133		55-120	57-108
1100	1979 - 80	CBX1100	25-1307	25-1355	22-1020		56-115		55-108	57-112
1100	1981 - 82	CBX1100	25-1307	25-1355	22-1020		56-125		55-113	57-111
1100	1980 - 82	GL1100	25-1307	25-1261	22-1020		56-125		55-113	57-111
1100	1983	GL1100	25-1312	25-1265	22-1020		56-125		55-113	57-111
1100	1982	GL1100A	25-1307	25-1261	22-1020		56-125		55-113	57-111
1100	1983	GL1100A	25-1312	25-1265	22-1020		56-125		55-113	57-111
1100	1980 - 82	GL1100I	25-1307	25-1261	22-1020		56-125		55-113	57-111
1100	1983	GL1100I	25-1312	25-1265	22-1020		56-125		55-113	57-111

APPLICATION			BEARING & SEAL KITS			SUSPENSION - SEALS & BUSHING KITS				SUSPENSION - BEARING KITS
Eng	Year	Model No	 Front Wheel Bearing Kit	 Rear Wheel Bearing Kit	 Steering Bearing Kit	 Fork Bushing Kit	 Fork Seal & Dust Seal Kit	 Fork Oil Seal Kit	 Fork Dust Seal Kit	 Swing Arm Bearing Kit
HONDA CONTINUED										
1100	1991 - 96	ST1100	25-1077	25-1020	22-1020		56-132	55-119	57-115	28-1056
1100	1997 - 02	ST1100	25-1380	25-1020	22-1020		56-132	55-119	57-115	28-1056
1100	1992 - 95	ST1100A	25-1077	25-1020	22-1020		56-132	55-119	57-115	28-1056
1100	1996	ST1100A	25-1077	25-1020	22-1020		56-133-1	55-120	57-108	28-1056
1100	1997 - 02	ST1100A	25-1380	25-1020	22-1020		56-133-1	55-120	57-108	28-1056
1100	1983 - 86	VF1100C & S	25-1312	25-1265	22-1020		56-132	55-119	57-115	28-1056
1100	1987 - 97	VT1100C	25-1077	25-1251	22-1020		56-132	55-119	57-115	28-1056
1100	1998 - 07	VT1100C	25-1380	25-1251	22-1020		56-132	55-119	57-115	28-1056
1100	1995 - 97	VT1100C2	25-1077	25-1020	22-1020		56-132	55-119	57-115	28-1056
1100	1998 - 99	VT1100C2	25-1380	25-1020	22-1020		56-132	55-119	57-115	28-1056
1100	2000 - 07	VT1100C2	25-1380	25-1020	22-1020		56-129	55-117	57-107	28-1056
1100	1998 - 02	VT1100C3	25-1379	25-1020	22-1020		56-132	55-119	57-115	28-1056
1200	1984 - 87	GL1200 Gold Wing	25-1312	25-1265	22-1020		56-132	55-119	57-115	28-1056
1200	2010	VFR 1200	25-1511		22-1020		56-137			
1300	2003 - 07	CB 1300 (Euro)			22-1020		56-133-1	55-120	57-108-1	
1300	2003 - 11	ST1300	25-1511	25-1464	22-1020		56-139	55-124	57-101	22-1022
1300	2010 - 11	VT1300C	25-1382		22-1037		56-132			
1300	2010 - 11	VT1300CX	25-1382		22-1037		56-139			
1300	2003 - 09	VTX1300	25-1382	25-1383	22-1020		56-132	55-119	57-115	28-1056
1300	2010	VTX1300CX FURY	25-1382		22-1037		56-139	55-124	57-101	
1300	2005 - 09	VTX1300R	25-1382	25-1383	22-1020		56-132	55-119	57-115	28-1056
1500	1988 - 90	GL1500	25-1077	25-1020	22-1020		56-132	55-119	57-115	28-1056
1500	1991 - 98	GL1500A	25-1077	25-1020	22-1020		56-132	55-119	57-115	28-1056
1500	1997	GL1500C	25-1077	25-1020	22-1020		56-139	55-124	57-101	28-1056
1500	1998 - 00	GL1500C	25-1380	25-1020	22-1020		56-139	55-124	57-101	28-1056
1500	2001 - 03	GL1500CD	25-1380	25-1020	22-1020		56-139	55-124	57-101	28-1056
1500	1999 - 01	GL1500CF	25-1380	25-1020	22-1020		56-139	55-124	57-101	28-1056
1500	1997	GL1500CT	25-1077	25-1020	22-1020		56-139	55-124	57-101	28-1056
1500	1998 - 00	GL1500CT	25-1380	25-1020	22-1020		56-139	55-124	57-101	28-1056
1500	1991 - 96	GL1500I	25-1077	25-1020	22-1020		56-132	55-119	57-115	28-1056
1500	1990 - 91	GL1500S	25-1077	25-1020	22-1020		56-132	55-119	57-115	28-1056
1500	1990 - 00	GL1500SE	25-1077	25-1020	22-1020		56-132	55-119	57-115	28-1056
1800	2001 - 12	GL1800 Gold Wing	25-1381		22-1037	38-6079	56-139	55-124	57-101	22-1022
1800	2004	NRX1800	25-1469							
1800	2006 - 08	VTX1800	25-1382	25-1383	22-1020		56-139	55-124	57-101	28-1056
1800	2002 - 05	VTX1800C	25-1382	25-1383	22-1020		56-139	55-124	57-101	28-1056
1800	2005	VTX1800F	25-1382	25-1383	22-1020		56-139	55-124	57-101	28-1056
1800	2004 - 05	VTX1800N	25-1382	25-1383	22-1020		56-139	55-124	57-101	28-1056
1800	2002 - 05	VTX1800R	25-1382	25-1383	22-1020		56-139	55-124	57-101	28-1056
1800	2002 - 03	VTX1800S	25-1382	25-1383	22-1020		56-139	55-124	57-101	28-1056
HYOSUNG										
250		GT250, GT250R	25-1309	25-1231	22-1024					
250		GV250	25-1309		22-1024					
650		GT650, GT650R	25-1309	25-1231	22-1024					
650		GV650, GV650S	25-1309	25-1231	22-1024					
700		ST7	25-1309	25-1232						
KAWASAKI										
125	2001 - 07	BN125	25-1190	25-1486	22-1014			55-107		
250	1988 - 94	EL250	25-1384	25-1234	22-1014		56-119	55-109	57-110	
250	1986 - 87	EX250 Ninja	25-1384	25-1234	22-1014		56-115	55-108	57-112	
250	1988 - 91	EX250 Ninja	25-1384	25-1234	22-1014		56-119	55-109	57-110	
250	1992	EX250 Ninja	25-1384	25-1234	22-1014			55-111		
250	1993 - 07	EX250 Ninja	25-1384	25-1234	22-1014		56-119	55-109	57-110	

APPLICATION

BEARING & SEAL KITS

SUSPENSION - SEALS & BUSHING KITS

SUSPENSION - BEARING KITS

Eng	Year	Model No	BEARING & SEAL KITS			SUSPENSION - SEALS & BUSHING KITS				SUSPENSION - BEARING KITS
			Front Wheel Bearing Kit	Rear Wheel Bearing Kit	Steering Bearing Kit	Fork Bushing Kit	Fork Seal & Dust Seal Kit	Fork Oil Seal Kit	Fork Dust Seal Kit	Swing Arm Bearing Kit
KAWASAKI CONTINUED										
250	2008 - 12	EX250 Nina	25-1444	25-1234	22-1014		56-123	55-111	57-109	
250	1973 - 75	S1 /Mach I			22-1012					
305	1983	EX305B1GP	25-1384	25-1234	22-1012			55-104		
305	1981 - 82	KZ305	25-1310	25-1280	22-1012			55-107		
305	1987 - 88	KZ305	25-1310	25-1280	22-1012			55-107		
350	1972 - 73	S2 /Mach II			22-1012					
400	1974 - 75	KH400	25-1488	25-1277	22-1012					
400	1976 - 78	KH400	25-1210	25-1277	22-1012					
400	1974	KZ400		25-1280	22-1012			55-107		
400	1979	KZ400 H1		25-1280	22-1012			55-107		
400	1977 - 78	KZ400A	25-1311	25-1280	22-1012			55-107		
400	1978 - 79	KZ400B	25-1221	25-1280	22-1012			55-107		
400	1978	KZ400C		25-1280	22-1012			55-107		
400	1975 - 77	KZ400D	25-1310	25-1280	22-1012			55-107		
400	1975 - 77	KZ400S		25-1280	22-1012			55-107		
440	1980 - 83	KZ440A & B	25-1311	25-1280	22-1012			55-107		
440	1980 - 83	KZ440D	25-1310	25-1280	22-1012			55-107		
440	1982	KZ440G1	25-1310	25-1280	22-1012			55-107		
450	1985 - 90	EN450	25-1310	25-1280	22-1009		56-119	55-109	57-110	
500	1990 - 96	EN500 Vulcan	25-1310	25-1280	22-1009		56-119	55-109	57-110	
500	1996 - 09	EN500 Vulcan LTD	25-1310	25-1280	22-1009		56-129	55-117	57-107	
500	1997 - 06	ER-5 (Euro)	25-1384	25-1234	22-1014		56-123	55-111	57-109	
500	1987 - 93	EX500 Ninja	25-1384	25-1280	22-1014		56-119	55-109	57-110	
500	1994 - 09	EX500 Ninja	25-1385	25-1234	22-1014		56-123	55-111	57-109	
500	1969 - 72	KH500	25-1330	25-1489	22-1012					
500	1973 - 74	KH500	25-1219	25-1489	22-1012			55-109		
500	2003 - 06	KLE500 (Euro)		25-1056	22-1009					
550	1980 - 83	KZ550A	25-1310	25-1349	22-1014		56-119	55-109	57-110	
550	1980 - 83	KZ550C	25-1310	25-1284	22-1014		56-119	55-109	57-110	
550	1981	KZ550D	25-1310	25-1284	22-1014		56-119	55-109	57-110	
550	1983 - 84	KZ550F	25-1310	25-1327	22-1009		56-121	55-110	57-110	
550	1982 - 83	KZ550H	25-1310	25-1280	22-1009			55-108		
550	1983	KZ550M	25-1310	25-1327	22-1009		56-121	55-110	57-110	
550	1990 - 93	ZR550	25-1310	25-1280	22-1009		56-132	55-119	57-115	
550	1984 - 86	ZX550 GPZ	25-1310	25-1234	22-1009		56-115	55-108	57-112	
600	1986 - 87	ZL600A	25-1310	25-1327	22-1009					28-1059
600	1996 - 97	ZL600B	25-1385	25-1327	22-1009					28-1059
600	2003 - 04	ZX600 (ZX-6R)	25-1273	25-1111	22-1039		56-129	55-117	57-107	
600	2005 - 12	ZX600 (ZX-6R)	25-1273	25-1111	22-1039		56-132	55-119	57-115	
600	2003 - 04	ZX600 (ZX6RR)	25-1273	25-1111	22-1039		56-129	55-117	57-115	
600	2005 - 06	ZX600 (ZX6RR)	25-1273	25-1111	22-1039		56-132	55-119	57-115	
600	2003 - 04	ZX600 (ZZR)	25-1389	25-1386	22-1009		56-132	55-119	57-115	
600	2005 - 08	ZX600 (ZZR)	25-1273	25-1111	22-1038		56-150	55-125	57-103	
600	1985 - 87	ZX600A	25-1310	25-1280	22-1009					
600	1987	ZX600B	25-1310	25-1280	22-1009					
600	1988 - 97	ZX600C	25-1310	25-1280	22-1009			55-137		
600	1990 - 93	ZX600D (ZX-6)	25-1218	25-1280	22-1009		56-132	55-119	57-115	
600	1993 - 02	ZX600E (ZX-6)	25-1389	25-1386	22-1009		56-132	55-119	57-115	
600	1995 - 97	ZX600F (ZX-6R)	25-1389	25-1386	22-1009		56-129	55-117	57-107	
600	1998 - 99	ZX600G (ZX-6R)	25-1273	25-1111	22-1038		56-150	55-125	57-103	
600	2000 - 02	ZX600J (ZX-6R)	25-1273	25-1111	22-1038		56-150	55-125	57-103	
650	2009 - 10	ER-6N	25-1389	25-1386	22-1039		56-129	55-117	57-107	
650	2006 - 11	EX 650R	25-1389	25-1386	22-1039		56-129	55-117	57-107	
650	2007 - 12	KLE650 VERSYS	25-1389	25-1386	22-1039		56-132			
650	1977 - 79	KZ650B	25-1221	25-1349	22-1014			55-109		

APPLICATION

BEARING & SEAL KITS

SUSPENSION - SEALS & BUSHING KITS

SUSPENSION - BEARING KITS

Eng	Year	Model No	BEARING & SEAL KITS			SUSPENSION - SEALS & BUSHING KITS				SUSPENSION - BEARING KITS
			Front Wheel Bearing Kit	Rear Wheel Bearing Kit	Steering Bearing Kit	Fork Bushing Kit	Fork Seal & Dust Seal Kit	Fork Oil Seal Kit	Fork Dust Seal Kit	Swing Arm Bearing Kit
KAWASAKI CONTINUED										
650	1977 - 79	KZ650C	25-1221	25-1278	22-1014			55-109		
650	1978 - 79	KZ650D	25-1221	25-1282	22-1014			55-109		
650	1980	KZ650E1LTD	25-1221	25-1284	22-1014			55-109		
650	1980	KZ650F1		25-1349	22-1014			55-109		
650	1981 - 83	KZ650H	25-1310	25-1284	22-1014			55-110		
650	2000	W650	25-1444	25-1280	22-1009					
650	2001	W650	25-1216	25-1280	22-1009					
700	1984	KZ700	25-1310	25-1284	22-1009			55-110		
700	1985	VN700 Vulcan	25-1310	25-1327	22-1009					28-1059
700	1984 - 85	ZN700	25-1310	25-1332	22-1009		56-121	55-110	57-110	
750	1972 - 75	H2	25-1219	25-1287	22-1012			55-109		
750	1976 - 79	KZ750B	25-1221	25-1286	22-1014			55-109		
750	1980 - 83	KZ750E	25-1310	25-1284	22-1014			55-110		
750	1983	KZ750F1LTD	25-1310	25-1332	22-1009			55-109		
750	1980	KZ750G1LTD	25-1221	25-1287	22-1014			55-109		
750	1980 - 83	KZ750H LTD	25-1310	25-1284	22-1014			55-110		
750	1983 - 84	KZ750K	25-1310	25-1284	22-1014			55-110		
750	1983	KZ750L LTD	25-1310	25-1284	22-1009			55-110		
750	1982	KZ750M	25-1310	25-1284	22-1014			55-110		
750	1982 - 83	KZ750N	25-1310	25-1332	22-1009			55-109		
750	1982	KZ750R1GP	25-1310	25-1284	22-1009			55-110		
750	1986 - 06	VN750 Vulcan	25-1310	25-1327	22-1009					28-1059
750	2005	ZR750 (Z750S)	25-1223	25-1386	22-1031		56-129	55-117	57-107	
750	2006	ZR750 (Z750S)	25-1223	25-1386	22-1039		56-129	55-117	57-107	
750	2000	ZR750 (ZR-7)	25-1218	25-1386	22-1009		56-129	55-117	57-107	
750	2001 - 03	ZR750 (ZR-7S)	25-1218	25-1386	22-1009		56-129	55-117	57-107	
750	1991 - 93	ZR750C	25-1218	25-1280	22-1009		56-129	55-117	57-107	
750	1983 - 85	ZX750A GPZ	25-1310	25-1284	22-1009					
750	1984 - 85	ZX750E	25-1310	25-1284	22-1009					
750	1987 - 89	ZX750F (Ninja) 750R	25-1310	25-1110	22-1009			55-137		
750	1990	ZX750F (Ninja) ZX7	25-1310	25-1110	22-1009			55-123		
750	1989 - 90	ZX750H (Ninja) ZX7	25-1254	25-1281	22-1009		56-137	55-123	57-102	
750	1991 - 92	ZX750J (Ninja) ZX7	25-1102	25-1111	22-1031		56-137	55-123	57-102	
750	1991 - 92	ZX750K (Ninja) ZX7R	25-1102	25-1111	22-1031		56-129	55-117	57-107	
750	1993 - 95	ZX750L (Ninja) ZX7	25-1102	25-1111	22-1031		56-129	55-117	57-107	
750	1993 - 94	ZX750M (Ninja) ZX7R	25-1102	25-1111	22-1031		56-129	55-117	57-107	
750	1997	ZX750N (Ninja) ZX7R	25-1102	25-1111	22-1031		56-137	55-123	57-102	
750	1996	ZX750N (Ninja) ZX7RR	25-1102	25-1111	22-1031		56-137	55-123	57-102	
750	1996 - 03	ZX750P (Ninja) ZX7R	25-1102	25-1111	22-1031		56-137	55-123	57-102	
800	1995 - 05	VN800 A1-A11	25-1387	25-1388	22-1009		56-132	55-119	57-115	
800	1996 - 05	VN800 B1-B10	25-1389	25-1388	22-1009		56-132	55-119	57-115	
800	1999 - 00	VN800 C1-C2	25-1389	25-1280	22-1009		56-132	55-119	57-115	
800	2001 - 06	VN800 E1-E6	25-1389	25-1280	22-1009		56-132	55-119	57-115	
900	1976 - 77	KZ900	25-1221	25-1287	22-1014			55-109		
900	2006 - 12	VN900	25-1233	25-1386	22-1009		56-132	55-119	57-115	
900	1973 - 75	Z1	25-1219	25-1287	22-1014			55-109		
900	1985 - 86	ZL900 Eliminator	25-1310	25-1353	22-1009					28-1059
900	1984 - 86	ZX900 Ninja ZX9R	25-1310	25-1284	22-1009			55-137	57-119	
900	1994 - 96	ZX900 Ninja ZX9R	25-1273	25-1111	22-1031		56-129	55-117	57-107	
900	1997	ZX900 Ninja ZX9R	25-1102	25-1111	22-1031		56-129	55-117	57-107	
900	1998	ZX900 Ninja ZX9R	25-1389	25-1386	22-1031		56-150	55-125	57-103	
900	1999	ZX900 Ninja ZX9R	25-1389	25-1386	22-1031			55-125		
900	2000 - 03	ZX900 Ninja ZX9R	25-1273	25-1111	22-1038		56-150	55-125	57-103	
1000	2004 - 05	KLV1000 (Euro)	25-1379	25-1393	22-1003		56-133	55-120	57-108	
1000	1977 - 80	KZ1000	25-1221	25-1286	22-1014			55-109		









APPLICATION

BEARING & SEAL KITS

SUSPENSION - SEALS & BUSHING KITS

SUSPENSION - BEARING KITS

Eng	Year	Model No	BEARING & SEAL KITS			SUSPENSION - SEALS & BUSHING KITS				SUSPENSION - BEARING KITS
			Front Wheel Bearing Kit	Rear Wheel Bearing Kit	Steering Bearing Kit	Fork Bushing Kit	Fork Seal & Dust Seal Kit	Fork Oil Seal Kit	Fork Dust Seal Kit	Swing Arm Bearing Kit
KAWASAKI CONTINUED										
1000	1980	KZ1000A & B	25-1221	25-1286	22-1014					55-109
1000	1978 - 81	KZ1000C	25-1333	25-1286	22-1014					55-112
1000	1979 - 80	KZ1000EST	25-1219	25-1382	22-1023					55-139
1000	1980	KZ1000G1	25-1221	25-1286	22-1014					55-109
1000	1981 - 83	KZ1000J	25-1310	25-1285	22-1009					55-137
1000	1981 - 82	KZ1000K	25-1310	25-1285	22-1009					55-137
1000	1981 - 82	KZ1000M	25-1310	25-1285	22-1009					55-137
1000	1982 - 05	KZ1000P	25-1310	25-1285	22-1009					55-137
1000	1982 - 83	KZ1000R1	25-1310	25-1285	22-1009					55-137
1000	1978 - 80	KZ1000Z1R	25-1221	25-1286	22-1014					55-109
1000	2011 - 12	Ninja1000	25-1389	25-1281	22-1039					57-115
1000	2003 - 09	Z1000	25-1273	25-1111	22-1039		56-132			57-115
1000	2010 - 12	Z1000	25-1389	25-1281	22-1039					57-115
1000	1986 - 93	ZG1000 Concours	25-1310	25-1353	22-1009		56-129			57-107
1000	1994 - 06	ZG1000 Concours	25-1218	25-1353	22-1009		56-129			57-107
1000	1987	ZL1000	25-1310	25-1353	22-1009					
1000	1986 - 87	ZX1000 Ninja	25-1310	25-1285	22-1009					55-139
1000	1988 - 90	ZX1000 Ninja ZX10	25-1332	25-1285	22-1009					55-117
1000	2004 - 05	ZX10R	25-1389	25-1386	22-1039		56-137			57-102
1000	2006 - 10	ZX10R	25-1273	25-1386	22-1039		56-137			57-102
1000	2011 - 12	ZX10R	25-1273	25-1111	22-1039					
1100	1981 - 83	KZ1100A	25-1310	25-1353	22-1009					55-137
1100	1981 - 82	KZ1100B	25-1310	25-1285	22-1009					55-137
1100	1982 - 83	KZ1100D & L	25-1310	25-1353	22-1009					55-137
1100	1984 - 85	ZN1100 LTD	25-1310	25-1353	22-1009					55-137
1100	1992 - 95	ZR1100	25-1218	25-1285	22-1009		56-137			57-119
1100	1999 - 00	ZR1100 ZRX	25-1102	25-1285	22-1009		56-137			55-123
1100	1990 - 93	ZX1100 C Ninja ZX11	25-1253	25-1285	22-1023		56-137			55-123
1100	1983 - 84	ZX1100 GPZ	25-1310	25-1285	22-1009					57-102
1100	1993 - 01	ZX1100D Ninja ZX11	25-1102	25-1285	22-1031		56-137			55-123
1100	1995 - 96	ZX1100E GPZ	25-1218	25-1285	22-1023		56-129			55-117
1100	1996	ZX1100F1	25-1218	25-1285	22-1023		56-129			55-117
1200	1986 - 03	ZG1200 Voyager	25-1310	25-1353	22-1004		56-132			55-119
1200	2001 - 05	ZRX1200	25-1102	25-1390	22-1009		56-137			55-123
1200	2000 - 01	ZX12R	25-1273	25-1111	22-1038		56-137			55-123
1200	2002 - 05	ZX12R	25-1273	25-1111	22-1039		56-137			55-123
1200	2002 - 05	ZZR1200	25-1102	25-1390	22-1039		56-137			55-123
1300	1979 - 82	KZ1300	25-1330	25-1382	22-1023		56-129			55-117
1300	1983 - 88	ZN1300 Voyager	25-1332	25-1353	22-1023		56-129			55-117
1400	2008 - 12	ZG1400 CONCOURS	25-1273	25-1353	22-1039		56-137			55-123
1400	2006 - 11	ZX14R	25-1273	25-1111	22-1039		56-137			55-123
1500	2006 - 08	VN1500 Classic	25-1389	25-1353	22-1031		56-132			55-119
1500	1987 - 99	VN1500A	25-1310	25-1353	22-1009		56-132			55-119
1500	1987 - 90	VN1500B	25-1310	25-1353	22-1009		56-132			55-119
1500	1996 - 97	VN1500C	25-1310	25-1353	22-1009		56-132			55-119
1500	1996 - 97	VN1500D	25-1389	25-1353	22-1009		56-132			55-119
1500	2005	VN1500D1	25-1389	25-1353	22-1009		56-132			55-119
1500	1998 - 04	VN1500E	25-1389	25-1353	22-1009		56-132			55-119
1500	1999 - 01	VN1500G	25-1389	25-1353	22-1031		56-132			55-119
1500	1999 - 00	VN1500J	25-1389	25-1353	22-1031		56-132			55-119
1500	2000 - 04	VN1500L	25-1389	25-1353	22-1031		56-132			55-119
1500	2000 - 02	VN1500N	25-1389	25-1353	22-1031		56-132			55-119
1500	2002 - 03	VN1500P	25-1273	25-1353	22-1031		56-133-1			55-120
1500	2001 - 05	VN1500R	25-1389	25-1353	22-1031		56-132			55-119
1600	2003 - 08	VN1600 Classic	25-1273	25-1353	22-1031		56-137			55-123

APPLICATION			BEARING & SEAL KITS			SUSPENSION - SEALS & BUSHING KITS				SUSPENSION - BEARING KITS
Eng	Year	Model No	 Front Wheel Bearing Kit	 Rear Wheel Bearing Kit	 Steering Bearing Kit	 Fork Bushing Kit	 Fork Seal & Dust Seal Kit	 Fork Oil Seal Kit	 Fork Dust Seal Kit	 Swing Arm Bearing Kit
KAWASAKI CONTINUED										
1600	2004 - 05	VN1600 Mean Streak	25-1273	25-1353	22-1031		56-133-1	55-120	57-108-1	
1600	2006 - 08	VN1600 Mean Streak	25-1273	25-1353	22-1031					
1600	2005 - 08	VN1600 Nomad	25-1273	25-1353	22-1031		56-137	55-123	57-102	
1700	2009 - 12	VN1700	25-1273	25-1449	22-1039					
2000	2004 - 05	VN2000	25-1273	25-1390	22-1031		56-144	55-129	57-104	
2000	2006 - 10	VN2000 A & F	25-1273		22-1031		56-144	55-129	57-104	
2000	2005	VN2000 Limited	25-1273	25-1390	22-1031		56-144	55-129	57-104	
KTM										
620	1994	Duke 620	25-1061	25-1283	22-1026					28-1087
620	1996 - 97	Duke 620	25-1061	25-1283	22-1026					28-1087
640	2000 - 01	SC Super Moto 640	25-1080	25-1283	22-1026	38-6053	56-126	55-114	57-137	28-1087
690	2008	690 DUKE	25-1402	25-1533	22-1026					
950	2005 - 06	SM 950	25-1402	25-1533	22-1026	38-6054	56-146	55-131		
990	2006 - 08	SUPER DUKE 990	25-1402	25-1533	22-1026					
990	2011	SUPERMOTO 990	25-1402	25-1533	22-1026					
1190	2009	1190 RC 8	25-1402	25-1533			56-126	55-114	57-137	
MOTO-GUZZI										
650	1989	NTX650			22-1044					
750	2003 - 07	Breva 750			22-1044					
750	1998 - 05	Nevada 750			22-1044					
750	1989	NTX750			22-1044					
750	1993	NTX750			22-1044					
750	2008	V7 Classic			22-1044					
950	1987 - 93	Mille			22-1044					
1000	1989 - 93	1000 California 3			22-1044					
1000	1994	1000Daytona			22-1044					
1000	2006 - 07	1100 California Stone			22-1044					
1000	1992 - 97	Quota 1000		25-1626	22-1044					
1100	2005 - 07	1100 Breva	25-1569		22-1039					
1100	2003 - 04	1100 California Au/Ti	25-1626	25-1626	22-1044					
1100	1994 - 97	California	25-1626	25-1626	22-1044			55-139		
1100	2006 - 07	California Classic-Touring	25-1626	25-1626	22-1044					
1100	1997 - 02	California EV		25-1626	22-1044					
1100	1999 - 01	California Jackal	25-1626	25-1626	22-1044					
1100	2001 - 02	California Special Sport	25-1626	25-1626	22-1044					
1100	2001 - 04	California Stone	25-1626	25-1626	22-1044					
1100	2006 - 08	California Vintage	25-1626	25-1626	22-1044					
1100	2005 - 08	Griso V 1100	25-1569		22-1039					
1100	1998 - 02	Quota 1100		25-1626	22-1044					
1100	2003 - 05	V11 Cafe-Ballabio		25-1626	22-1044					
1200	2007	Breva 1200	25-1569		22-1039					
1200	2007 - 08	Griso V 1200 8V	25-1569		22-1039					
1200	2006 - 07	Norge 1200	25-1569		22-1039					
1200	2006 - 07	Sport 1200	25-1569		22-1039					
SUZUKI										
50	1980 - 82	FA50	25-1138						57-108-1	
50	1983 - 91	FA50	25-1138							
50	1979 - 81	FS50	25-1138							
50	1979 - 80	OR50	25-1166	25-1177				55-100		
125	1982 - 01	GN125	25-1289	25-1607						
125	1999	GP 125 (Euro)	25-1288	25-1487						
125	1998 - 07	GZ 125 MARAUDER (Euro)	25-1309	25-1607	22-1004					

APPLICATION

BEARING & SEAL KITS

SUSPENSION - SEALS & BUSHING KITS

SUSPENSION - BEARING KITS

Eng	Year	Model No	BEARING & SEAL KITS			SUSPENSION - SEALS & BUSHING KITS				SUSPENSION - BEARING KITS
			Front Wheel Bearing Kit	Rear Wheel Bearing Kit	Steering Bearing Kit	Fork Bushing Kit	Fork Seal & Dust Seal Kit	Fork Oil Seal Kit	Fork Dust Seal Kit	Swing Arm Bearing Kit
SUZUKI CONTINUED										
125	1992 - 94	RG125 (Euro)	25-1143	25-1609	22-1004		56-125	55-113		57-111
125	2000 - 07	VL 125 INTRUDER (Euro)	25-1309	25-1608	22-1004					
250	1982 - 83	GN250	25-1170	25-1487	22-1004			55-107		
250	1985	GN250	25-1170	25-1487	22-1004			55-107		
250	1980 - 81	GS250	25-1147	25-1487	22-1005			55-108		
250	1991 - 97	GSX250 (Euro)	25-1309	25-1344	22-1004					
250	1973 - 77	GT250 Hustler	25-1147	25-1236	22-1005			55-107		
250	2000 - 10	GZ250	25-1147	25-1487	22-1004		56-123	55-111		57-109
250	1989 - 96	RGV250 (Euro)	25-1210		22-1004			55-119		
250	1997	RGV250 (Euro)	25-1219		22-1003			55-119		
250	1997 - 01	TU 250 (Euro)	25-1309	25-1607	22-1004		56-123	55-111		57-109
250	2009 - 11	TU250	25-1147	25-1607	22-1004		56-123	55-111		57-109
250	2000 - 07	VL 250 INTRUDER (Euro)	25-1309	25-1608	22-1004					
300	1982 - 83	GS300L	25-1147	25-1236	22-1005			55-107		
380	1973	GT380 Sebring	25-1147	25-1236	22-1005					
380	1974 - 77	GT380 Sebring	25-1147	25-1236	22-1005			55-107		
400	1980 - 82	GN400	25-1147	25-1236	22-1004			55-108		
400	1977 - 78	GS400B	25-1147	25-1236	22-1005			55-107		
400	1977 - 78	GS400C	25-1147	25-1236	22-1005			55-107		
400	1977 - 78	GS400XB	25-1160	25-1236	22-1005			55-107		
400	1977 - 78	GS400XC	25-1160	25-1236	22-1005			55-107		
400	1991 - 93	GSF400 Bandit	25-1147	25-1344	22-1004			55-117		
400	1990 - 94	GSX-R400 (Euro)	25-1210	25-1272	22-1004		56-129	55-117		57-107
425	1979	GS425	25-1147	25-1236	22-1005			55-107		
450	1980 - 83	GS450	25-1147	25-1236	22-1004			55-107		
450	1984 - 88	GS450	25-1147	25-1236	22-1004			55-108		
500	1989 - 00	GS500	25-1147	25-1344	22-1004					
500	2004 - 09	GS500F	25-1147	25-1344	22-1004					
500	2007 - 09	GS500H	25-1147	25-1344	22-1004					
500	1976 - 77	GT500 Titan	25-1147	25-1236	22-1005			55-108		
500	1975 - 76	RE5 ROTARY	25-1147	25-1610	22-1005			55-108		
500	1975	T500 Titan	25-1160	25-1236	22-1005					
550	1977 - 79	GS550	25-1147	25-1236	22-1005			55-108		
550	1980 - 82	GS550	25-1147	25-1236	22-1004			55-108		
550	1983 - 85	GS550	25-1147	25-1236	22-1004					
550	1986	GS550	25-1147	25-1236	22-1004		56-115	55-108		57-112
550	1972	GT550 Indy	25-1143	25-1236	22-1005			55-108		
550	1973 - 75	GT550 Indy	25-1147	25-1236	22-1005			55-108		
600	1996 - 03	GSF600S Bandit	25-1210	25-1269	22-1004		56-129	55-117		57-107
600	2006 - 07	GSR600 (Euro)		25-1606	22-1003		56-137	55-123		57-102
600	1988	GSX600F Katana	25-1147	25-1551	22-1004		56-132	55-119		57-115
600	1989 - 02	GSX600F Katana	25-1147	25-1344	22-1004		56-132	55-119		57-115
600	2003 - 06	GSX600F Katana	25-1211	25-1344	22-1004		56-132	55-119		57-115
600	1992 - 93	GSX-R600	25-1251	25-1269	22-1004		56-132	55-119		57-115
600	1997 - 00	GSX-R600	25-1276	25-1039	22-1003		56-139	55-124		57-101
600	2001 - 03	GSX-R600	25-1276	25-1392	22-1003		56-139	55-124		57-101
600	2004 - 05	GSX-R600	25-1276	25-1392	22-1003		56-133-1	55-120		57-108-1
600	2006 - 09	GSX-R600	25-1276	25-1392	22-1003		56-132	55-119		57-115
600	2011	GSX-R600	25-1633	25-1634	22-1003		56-132	55-119		57-115
600	1994 - 96	RF600R	25-1210	25-1269	22-1004		56-132	55-119		57-115
600	1995 - 97	V600 INTRUDER (Euro)	25-1147	25-1244	22-1004		56-125	55-113		57-111
650	2004 - 12	DL650	25-1211	25-1393	22-1003		56-133-1	55-120		57-108-1
650	1983	GR650 Tempter	25-1147	25-1347	22-1004		56-115	55-108		57-112
650	1981 - 82	GS650EX	25-1147	25-1347	22-1004			55-108		
650	1983	GS650GD	25-1147	25-1327	22-1004			55-108		

APPLICATION

BEARING & SEAL KITS

SUSPENSION - SEALS & BUSHING KITS

SUSPENSION - BEARING KITS

Eng	Year	Model No	BEARING & SEAL KITS			SUSPENSION - SEALS & BUSHING KITS				SUSPENSION - BEARING KITS	
			Front Wheel Bearing Kit	Rear Wheel Bearing Kit	Steering Bearing Kit	Fork Bushing Kit	Fork Seal & Dust Seal Kit	Fork Oil Seal Kit	Fork Dust Seal Kit	Swing Arm Bearing Kit	
SUZUKI CONTINUED											
650	1983	GS650GLD	25-1147	25-1327						55-108	
650	1981-82	GS650GLX	25-1147	25-1327						55-108	
650	1981-82	GS650GLZ	25-1147	25-1327	22-1004					55-108	
650	1981-82	GS650GX	25-1147	25-1327	22-1004					55-108	
650	1981-82	GS650GZ	25-1147	25-1327	22-1004					55-108	
650	1983	GS650MD	25-1147	25-1327	22-1004		56-123			55-111	57-109
650	2005-07	GSF650 (Euro)	25-1211	25-1269	22-1004		56-129			55-117	57-107
650	2008	GSF650 (Euro)	25-1379	25-1269	22-1004		56-129			55-117	57-107
650	2008-09	GSX650F	25-1379	25-1269	22-1004		56-129			55-117	57-107
650	1986-88	LS650 Savage	25-1147	25-1347	22-1004					55-137	
650	1995-11	LS650 Savage	25-1147	25-1347	22-1004					55-137	
650	2009	SFV650 Gladius	25-1211	25-1269	22-1004		56-132			55-119	57-115
650	1999-02	SV650	25-1210	25-1344	22-1004		56-129			55-117	
650	2003-09	SV650	25-1211	25-1269	22-1004		56-132			55-119	57-115
650	2006-09	SV650 S	25-1211	25-1269	22-1003		56-132			55-119	57-115
700	1985	GS700	25-1147	25-1347	22-1003		56-123			55-111	57-109
700	1985	GV700 Madura	25-1147	25-1206	22-1004						
700	1986-87	VS700 Intruder	25-1147	25-1242	22-1004		56-123			55-111	57-109
750	1977-79	GS750	25-1147	25-1270	22-1004					55-108	
750	1980-82	GS750	25-1147	25-1270	22-1005					55-108	
750	1983	GS750ED	25-1147	25-1347	22-1004		56-123			55-111	57-109
750	1983	GS750ESD	25-1147	25-1347	22-1004		56-123			55-111	57-109
750	1983	GS750SD	25-1147	25-1270	22-1004						
750	1983	GS750TD	25-1147	25-1270	22-1004		56-115			55-108	57-112
750	1989-02	GSX750F Katana	25-1147	25-1344	22-1004		56-132			55-119	57-115
750	2003-06	GSX750F Katana	25-1211	25-1344	22-1004		56-132			55-119	57-115
750	1986	GSR750	25-1147	25-1096	22-1004					55-117	
750	1987	GSR750		25-1096	22-1004					55-117	
750	1988-90	GSR750	25-1251	25-1272	22-1004		56-134			55-121	57-108
750	1991-92	GSR750	25-1251	25-1272	22-1004		56-132			55-119	57-115
750	1993	GSR750	25-1251	25-1269	22-1004		56-132			55-119	57-115
750	1994-95	GSR750	25-1251	25-1269	22-1004		56-132			55-119	57-115
750	1996-99	GSR750	25-1276	25-1039	22-1004		56-133-1			55-120	57-108-1
750	2000-05	GSR750	25-1276	25-1392	22-1003		56-133-1			55-120	57-108-1
750	2006-09	GSR750	25-1276	25-1392	22-1003		56-132			55-119	57-115
750	2011	GSR-R750	25-1633	25-1634	22-1003		56-132			55-119	57-115
750	1972	GT750 Lemans	25-1143	25-1610	22-1003					55-108	
750	1973-77	GT750 Lemans	25-1147	25-1610	22-1005					55-108	
750	1988-91	VS750GLP Intruder	25-1147	25-1242	22-1005					55-113	
800	2001-11	VL800 Intruder Volusia	25-1210	25-1327	22-1004		56-132			55-119	57-115
800	1992-99	VS800GL Intruder	25-1147	25-1244	22-1004					55-113	
800	2000-09	VS800GL Intruder	25-1147	25-1244	22-1004		56-125			55-113	
800	1990-93	VX800	25-1147	25-1327	22-1004					55-117	
800	1997-04	VZ800 Marauder	25-1210	25-1344	22-1004		56-129			55-117	57-107
800	2005-09	VZ800 Marauder	25-1210	25-1327	22-1004		56-129			55-117	57-107
850	1979-83	GS850G	25-1147	25-1327	22-1004						
900	1994-98	RF900R	25-1251	25-1269	22-1004		56-133-1			55-120	57-108-1
1000	2002-09	DL1000 V-Strom	25-1379	25-1393	22-1004		56-133			55-120	57-108
1000	1978	GS1000C	25-1147	25-1270	22-1003						
1000	1978	GS1000EC	25-1147	25-1270	22-1004						
1000	1979	GS1000EN	25-1147	25-1270	22-1004						
1000	1980	GS1000ET	25-1147	25-1270	22-1004						
1000	1980	GS1000GLT	25-1147	25-1327	22-1004						
1000	1981	GS1000GLX	25-1147	25-1327	22-1004						
1000	1980	GS1000GT	25-1147	25-1327	22-1004						

APPLICATION

BEARING & SEAL KITS

SUSPENSION - SEALS & BUSHING KITS

SUSPENSION - BEARING KITS

Eng	Year	Model No	BEARING & SEAL KITS			SUSPENSION - SEALS & BUSHING KITS				SUSPENSION - BEARING KITS
			Front Wheel Bearing Kit	Rear Wheel Bearing Kit	Steering Bearing Kit	Fork Bushing Kit	Fork Seal & Dust Seal Kit	Fork Oil Seal Kit	Fork Dust Seal Kit	Swing Arm Bearing Kit
SUZUKI CONTINUED										
1000	1981	GS1000GX	25-1147	25-1327	22-1004					
1000	1979	GS1000LN	25-1147	25-1270	22-1004					
1000	1979	GS1000N	25-1147	25-1270	22-1004					
1000	1979	GS1000SN	25-1147	25-1270	22-1004					
1000	1980	GS1000ST	25-1147	25-1270	22-1004					
1000	1982	GS1000SZ	25-1147	25-1270	22-1004					
1000	2001 - 04	GSX-R1000	25-1276	25-1392	22-1003		56-137	55-123	57-102	28-0001
1000	2005 - 08	GSX-R1000	25-1276	25-1392	22-1003		56-137	55-123	57-102	
1000	2009	GSX-R1000	25-1276	25-1392	22-1003				57-108-1	
1000	2003 - 07	SV1000S	25-1276	25-1392	22-1003		56-150	55-125	57-103	
1000	1998 - 03	TL1000R	25-1276	25-1039	22-1003					
1000	1997 - 01	TL1000S	25-1276	25-1039	22-1003		56-135	55-122	57-102	
1100	1982 - 84	GS1100	25-1147	25-1327	22-1004					
1100	1983	GS1100ED	25-1147	25-1270	22-1004					
1100	1983	GS1100ESD	25-1147	25-1270	22-1004					
1100	1980	GS1100ET	25-1147	25-1270	22-1004					
1100	1981	GS1100EX	25-1147	25-1270	22-1004					
1100	1982	GS1100EZ	25-1147	25-1270	22-1004					
1100	1980	GS1100LT	25-1147	25-1270	22-1004					
1100	1983	GS1100SD	25-1147	25-1270	22-1004					
1100	1988 - 93	GSX1100F		25-1272	22-1004			55-119		
1100	1991 - 93	GSX1100G	25-1210	25-1251	22-1004			55-122		
1100	1986	GSXR1100	25-1147	25-1097	22-1004			55-117		
1100	1987	GSXR1100		25-1097	22-1004			55-117		
1100	1988	GSXR1100	25-1327	25-1272	22-1004			55-117		
1100	1989 - 90	GSXR1100	25-1251	25-1272	22-1004		56-135	55-122	57-102	
1100	1991 - 92	GSXR1100	25-1251	25-1272	22-1004		56-129	55-117	57-107	
1100	1993 - 94	GSXR1100	25-1251	25-1269	22-1004		56-129	55-117	57-107	
1100	1995 - 98	GSXR1100	25-1251	25-1269	22-1004		56-129	55-117	57-107	28-0001
1150	1983 - 86	GS1150	25-1147	25-1270	22-1004					
1200	1997 - 05	GSF1200 Bandit	25-1251	25-1269	22-1004		56-133-1	55-120	57-108-1	
1200	1997	GSF1200SAV	25-1251	25-1272	22-1004		56-133-1	55-120	57-108-1	
1200	1999 - 00	GSX1200 (Euro)	25-1251	25-1269	22-1004		56-133-1	55-120	57-108-1	
1200	1985	GV1200 Madura	25-1147	25-1327	22-1004		56-129	55-117	57-107	
1200	1986	GV1200 Madura	25-1147	25-1327	22-1004			55-117		
1250	2007 - 09	GSF1250 Bandit	25-1276	25-1392	22-1004				57-108	
1250	2011	GSX1250	25-1276	25-1392	22-1004				57-108	
1300	2008 - 09	GSX1300 B-KING	25-1276	25-1392	22-1003		56-137	55-123	57-102	
1300	1999 - 07	GSXR1300R Hayabusa	25-1276	25-1039	22-1003		56-137	55-123	57-102	28-0002
1300	2008 - 09	GSXR1300R Hayabusa	25-1276	25-1392	22-1003		56-137	55-123	57-102	28-0004
1400	2002 - 07	GSX1400 (Euro)	25-1276	25-1392	22-1004		56-150	55-125		
1400	1986 - 88	GV1400 Cavalcade	25-1147		22-1004			55-117		28-1052
1400	1987 - 95	VS1400GL	25-1147	25-1327	22-1004		56-132	55-119	57-115	
1400	1996 - 09	VS1400GLP	25-1147	25-1327	22-1004		56-132	55-119	57-115	
1500	1998 - 09	VL1500 Intruder	25-1210	25-1251	22-1004		56-132	55-119	57-115	28-1174
1600	2005	VZ1600	25-1273	25-1353	22-1031		56-133	55-120	57-108	
1800	2006	M109R	25-1276		22-1004		56-150	55-125	57-103	
1800	2007 - 11	M109R	25-1276	25-1582	22-1004		56-150	55-125	57-103	
1800	2009	VLR1800	25-1276	25-1582	22-1004					
1800	2008 - 09	VZR1800	25-1276	25-1582	22-1004		56-150	55-125	57-103	

TRIUMPH

600	2004	Daytona 600	25-1590	25-1557	22-1054					
600	2003 - 06	Speed 4	25-1590	25-1557	22-1023					
600	2000 - 03	TT600	25-1590	25-1557	22-1054					

APPLICATION

BEARING & SEAL KITS

SUSPENSION - SEALS & BUSHING KITS

SUSPENSION - BEARING KITS

Eng	Year	Model No	BEARING & SEAL KITS			SUSPENSION - SEALS & BUSHING KITS				SUSPENSION - BEARING KITS
			Front Wheel Bearing Kit	Rear Wheel Bearing Kit	Steering Bearing Kit	Fork Bushing Kit	Fork Seal & Dust Seal Kit	Fork Oil Seal Kit	Fork Dust Seal Kit	Swing Arm Bearing Kit
TRIUMPH CONTINUED										
650	2005	Daytona 650	25-1590	25-1557	22-1054					
675	2006 - 10	Daytona 675	25-1389	25-1557	22-1003					
675	2008 - 10	Street Triple	25-1389	25-1557	22-1003					
750	1991 - 92	750 Daytona	25-1584	25-1586	22-1053		56-135	55-122	57-102	
750	1995	750 Thunderbird	25-1584	25-1586	22-1053		56-135	55-122	57-102	
750	1991 - 93	750 Trident	25-1584	25-1586	22-1053		56-135	55-122	57-102	
750	1996	750 Trident	25-1584	25-1586	22-1053		56-135	55-122	57-102	
800	2002 - 06	America	25-1584	25-1586	22-1020			55-117		
800	2001 - 06	Bonneville 800	25-1585	25-1587	22-1020			55-117		
800	2003 - 04	Speed Master	25-1584	25-1586	22-1020			55-117		
800	2002 - 03	T100	25-1585	25-1587	22-1020			55-117		
855	2000	Tiger	25-1585	25-1586	22-1053					
865	2007 - 09	America	25-1584	25-1586	22-1020			55-117		
865	2011	America	25-1584	25-1586	22-1020			55-117		
865	2004 - 10	Bonneville 865 T100	25-1585	25-1587	22-1020			55-117		
865	2006 - 10	Scrambler	25-1585	25-1587	22-1020					
865	2005 - 10	Speed Master	25-1584	25-1586	22-1020			55-117		
865	2004 - 10	ThruXton 900	25-1585	25-1587	22-1020			55-117		
885	1994 - 96	900 Speed Triple	25-1584	25-1586	22-1053		56-135	55-122	57-102	
885	1999 - 01	Legend TT	25-1584	25-1586	22-1053					
885	1998	T509 Speed Triple	25-1584	25-1586	22-1053		56-139	55-124	57-101	
885	1995 - 03	Thunderbird	25-1584	25-1586	22-1053					
885	1999 - 04	Thunderbird Sport	25-1584	25-1586	22-1053					
900	1996 - 98	900 Adventurer	25-1584	25-1586	22-1053		56-135	55-122	57-102	
900	2000 - 01	900 Adventurer	25-1584	25-1586	22-1053					
900	1995 - 96	900 Daytona	25-1584	25-1586	22-1053		56-135	55-122	57-102	
900	1995	900 Daytona Super III	25-1584	25-1586	22-1053		56-135	55-122	57-102	
900	1995 - 97	900 Sprint	25-1584	25-1586	22-1053		56-135	55-122	57-102	
900	1998	900 Sprint Sport	25-1584	25-1586	22-1053		56-135	55-122	57-102	
900	1995 - 98	900 Thunderbird	25-1584	25-1586	22-1053		56-135	55-122	57-102	
900	1998	900 Thunderbird Sport	25-1584	25-1586	22-1053		56-135	55-122	57-102	
900	1995 - 99	900 Tiger	25-1585	25-1586	22-1053		56-135	55-122	57-102	
900	1991 - 92	900 Trident	25-1584	25-1586	22-1053		56-135	55-122	57-102	
900	1995 - 98	900 Trident	25-1584	25-1586	22-1053		56-135	55-122	57-102	
900	1991 - 92	900 Trophy	25-1584	25-1586	22-1053		56-135	55-122	57-102	
900	1995 - 00	900 Trophy	25-1584	25-1586	22-1053		56-135	55-122	57-102	
955	1999 - 01	Daytona 955i	25-1584		22-1053					
955	2002 - 06	Daytona 955i			22-1053					
955	1999 - 01	Speed Triple	25-1584		22-1053		56-139	55-124	57-101	
955	2002 - 03	Speed Triple	25-1590		22-1053		56-139	55-124	57-101	
955	2004	Speed Triple	25-1404		22-1053		56-139	55-124	57-101	
955	2000	Sprint RS	25-1584	25-1557	22-1053					
955	2001 - 03	Sprint RS	25-1584		22-1053					
955	1999 - 04	Sprint ST	25-1584		22-1053					
955	2005 - 06	Sprint ST	25-1404		22-1003					
955	1997	T595 Daytona	25-1584		22-1053		56-135	55-122	57-102	
955	1998	T595 Daytona	25-1584		22-1053		56-139	55-124	57-101	
955	2001 - 03	Tiger 955i	25-1585	25-1586	22-1053					
955	2004 - 06	Tiger 955i	25-1585	25-1557	22-1053					
955	2002 - 03	Tiger	25-1585	25-1586	22-1053					
955	2004 - 06	Tiger	25-1585	25-1557	22-1053					
1000	1991 - 92	1000 Daytona	25-1584	25-1586	22-1053		56-135	55-122	57-102	
1000	2004 - 07	T100 Bonneville	25-1585	25-1587	22-1020					
1050	2005 - 10	Speed Triple	25-1404		22-1053					
1050	2007 - 10	Sprint ST	25-1404		22-1003					

APPLICATION

BEARING & SEAL KITS

SUSPENSION - SEALS & BUSHING KITS

SUSPENSION - BEARING KITS

Eng	Year	Model No	BEARING & SEAL KITS			SUSPENSION - SEALS & BUSHING KITS			SUSPENSION - BEARING KITS
			Front Wheel Bearing Kit	Rear Wheel Bearing Kit	Steering Bearing Kit	Fork Bushing Kit	Fork Seal & Dust Seal Kit	Fork Oil Seal Kit	Fork Dust Seal Kit
TRIUMPH CONTINUED									
1050	2007 - 10	Tiger	25-1404	25-1449	22-1003				
1200	1991 - 98	1200 Trophy	25-1584	25-1586	22-1053		56-135	55-122	57-102
1200	1999 - 03	1200 Trophy	25-1584	25-1586	22-1053				
1600	2009 - 10	Thunderbird			22-1053				
2300	2004 - 10	Rocket III	25-1558	25-1588	22-1053				
VICTORY									
92	2003	Classic Cruiser	25-1379	25-1379	22-1032		56-149	55-135	57-138
92	2001 - 02	Deluxe Cruiser	25-1379	25-1379	22-1032		56-149	55-135	57-138
92	2002	Deluxe Touring Cruiser	25-1379	25-1379	22-1032		56-149	55-135	57-138
92	2004	Kingpin	25-1382	25-1382	22-1004		56-133	55-120	57-108
92	2000	Special Edition	25-1379	25-1379	22-1032				
92	2000 - 01	Sport Cruiser	25-1379	25-1379	22-1032			55-130	
92	1999	Standard Cruiser	25-1379	25-1379	22-1032		56-149	55-135	57-139
92	2000	Standard Cruiser	25-1379	25-1379	22-1032				
92	2001 - 02	Standard Cruiser	25-1379	25-1379	22-1032		56-149	55-135	57-138
92	2002 - 04	Touring Cruiser	25-1379	25-1379	22-1032		56-149	55-135	57-138
92	2003 - 05	Vegas	25-1382	25-1382	22-1004		56-137	55-123	57-102
100	2005 - 07	Hammer	25-1382	25-1382	22-1004		56-133	55-120	57-108
100	2006 - 07	Jackpot	25-1382	25-1382	22-1004		56-137	55-123	57-102
100	2005 - 07	Kingpin	25-1382	25-1382	22-1004		56-133	55-120	57-108
100	2005 - 06	Touring Cruiser	25-1379	25-1379	22-1032		56-149	55-135	57-138
100	2006 - 07	Vegas 8 Ball	25-1382	25-1382	22-1004		56-137	55-123	57-102
106	2010 - 12	Cross Country/Cross Roads	25-1382	25-1382	22-1060				
106	2008	Hammer	25-1382	25-1382	22-1004		56-133	55-120	57-108
106	2009 - 12	Hammer	25-1382	25-1382	22-1060				
106	2012	Highball	25-1382	25-1382	22-1060			55-123	
106	2008 - 12	Jackpot	25-1382	25-1382	22-1060		56-137	55-123	57-102
106	2008	Kingpin	25-1382	25-1382	22-1004		56-133	55-120	57-108
106	2009 - 12	Kingpin	25-1382	25-1382	22-1060				
106	2008 - 12	Vegas 8 Ball	25-1382	25-1382	22-1060		56-137	55-123	57-102
106	2008	Vision	25-1382	25-1382	22-1060		56-149	55-135	57-138
106	2009 - 12	Vision	25-1382	25-1382	22-1060				
YAMAHA									
50	1987 - 92	YSR50	25-1159	25-1292	22-1008			55-101	
60	1973 - 75	RD60	25-1441	25-1086	22-1008				
100	1975 - 76	RS100	25-1410	25-1095	22-1008			55-101	
125	1999 - 00	SR125 (EURO)	25-1188		22-1008			55-103	
125	1993 - 04	TDR125 (EURO)	25-1309	25-1231	22-1025			55-137	
185	1981 - 82	SR185	25-1410		22-1008				
200	1974 - 76	RD200	25-1311		22-1007			55-102	
250	1973 - 74	RD250	25-1451	25-1544	22-1007			55-133	
250	1975	RD250	25-1334	25-1544	22-1007			55-133	
250	1980 - 82	SR250 Exciter	25-1038	25-1231	22-1007				
250	1987	SRX250	25-1292		22-1007				
250	1972 - 74	TZ250	25-1143		22-1007			55-133	
250	1975 - 77	TZ250	25-1143		22-1007				
250	1978	TZ250	25-1143		22-1007			55-108	
250	1980 - 82	TZ250	25-1143		22-1007			55-110	
250	1995 - 07	XV250	25-1444	25-1455	22-1007				
250	2009 - 11	XV250	25-1444	25-1455	22-1007				
250	1988 - 90	XV250 Route 66	25-1311	25-1455	22-1007				
350	1973 - 75	RD350	25-1448	25-1544	22-1007			55-133	
350	1984 - 85	RZ350	25-1525	25-1546	22-1007			55-108	

APPLICATION

BEARING & SEAL KITS

SUSPENSION - SEALS & BUSHING KITS

SUSPENSION - BEARING KITS

Eng	Year	Model No	BEARING & SEAL KITS			SUSPENSION - SEALS & BUSHING KITS				SUSPENSION - BEARING KITS
			Front Wheel Bearing Kit	Rear Wheel Bearing Kit	Steering Bearing Kit	Fork Bushing Kit	Fork Seal & Dust Seal Kit	Fork Oil Seal Kit	Fork Dust Seal Kit	Swing Arm Bearing Kit
YAMAHA CONTINUED										
360	1976 - 77	XS360	25-1311	25-1476	22-1007			55-107		
400	1988 - 90	FZR400	25-1316	25-1232	22-1004			55-137		
400	1976 - 78	RD400	25-1334	25-1340	22-1007			55-133		
400	1979	RD400	25-1316	25-1340	22-1007			55-108		
400	1977 - 81	XS400 & Maxim	25-1311		22-1007			55-107		
400	1982 - 83	XS400 & Maxim	25-1311		22-1007		56-115	55-108	57-112	
500	1984	RZ 500	25-1316		22-1004					
500	1978 - 79	SR500	25-1334	25-1209	22-1008			55-108		28-1176
500	1980 - 81	SR500	25-1334	25-1220	22-1008			55-108		28-1176
500	1973 - 75	TX500	25-1334	25-1356	22-1015			55-133		
500	1976 - 78	XS500	25-1334	25-1340	22-1015			55-108		
500	1983	XV500 Virago	25-1187	25-1305	22-1007		56-121	55-110	57-110	
500	1987 - 88	XV535 Virago	25-1334	25-1305	22-1007		56-121	55-110	57-110	
500	1990	XV535 Virago	25-1334	25-1305	22-1007		56-121	55-110	57-110	
500	1993 - 99	XV535 Virago	25-1334	25-1305	22-1007		56-121	55-110	57-110	
550	1981 - 83	XJ550 Maxim	25-1311	25-1246	22-1007					
550	1981 - 83	XJ550 Seca	25-1311	25-1246	22-1007					
550	1982 - 83	XZ550	25-1311	25-1242	22-1015					
600	1984 - 85	FJ600	25-1311	25-1245	22-1007		56-121	55-110	57-110	
600	1986 - 88	FZ600	25-1311	25-1245	22-1015		56-121	55-110	57-110	
600	2009 - 12	FZ6R		25-1282	22-1004					
600	2004 - 08	FZ6S	25-1403	25-1476	22-1004		56-135	55-122		
600	1989 - 99	FZR600	25-1316	25-1238	22-1004			55-137		
600	1986	SRX600	25-1311	25-1245	22-1015		56-121	55-110	57-110	
600	1992 - 98	XJ600 Seca II	25-1222	25-1238	22-1004			55-137		
600	1995 - 02	XJS600 DIVERSION (Euro)	25-1222	25-1238	22-1004					
600	1986 - 90	YX600 Radian	25-1316	25-1247	22-1007		56-121	55-110	57-110	
600	1995 - 07	YZF600	25-1472	25-1449	22-1004		56-129	55-117	57-107	
600	1999 - 02	YZF-R6	25-1403	25-1475	22-1003		56-137	55-123	57-102	
600	2003 - 04	YZF-R6	25-1403	25-1476	22-1003		56-137	55-123	57-102	
600	2005	YZF-R6	25-1403	25-1476	22-1003		56-129	55-117	57-107	
600	2006 - 12	YZF-R6	25-1403	25-1476	22-1055					
600	2006 - 09	YZF-R6S	25-1403	25-1476	22-1003		56-137	55-123	57-102	
650	1970 - 76	TX650	25-1327	25-1357	22-1015			55-133		
650	1980 - 83	XJ650	25-1316	25-1242	22-1015		56-121	55-110	57-110	28-1058
650	1970 - 72	XS650	25-1330	25-1357	22-1015			55-108		
650	1975 - 78	XS650	25-1334	25-1357	22-1015			55-108		28-1181
650	1979	XS650	25-1334	25-1357	22-1015		56-117	55-108	57-130	28-1181
650	1980 - 83	XS650	25-1334	25-1357	22-1015			55-108		28-1181
650	1998 - 02	XV650 V-Star	25-1334		22-1004		56-129	55-117	57-107	28-1058
650	2003 - 11	XVS650 V-Star	25-1334		22-1004		56-129	55-117	57-107	28-1058
660	1994 - 96	XTZ TENERE 660 (Euro)	25-1038	25-1248	22-1004					
700	1987	FZ700	25-1316	25-1238	22-1004					
700	1986 - 87	FZX700	25-1316	25-1238	22-1004			55-112		
700	1985 - 86	XJ700 Maxim	25-1311	25-1242	22-1004			55-137		28-1058
700	1984 - 87	XV700 Virago	25-1311	25-1242	22-1004			55-137		28-1058
750	1985 - 86	FZ750	25-1316	25-1238	22-1004					
750	1987	FZR750	25-1316	25-1238	22-1004		56-129	55-117	57-107	
750	1988	FZR750	25-1316	25-1344	22-1004			55-117		
750	1973 - 74	TX750	25-1334	25-1357	22-1015			55-110		
750	1981 - 83	XJ750	25-1316	25-1242	22-1015		56-121	55-110	57-110	28-1058
750	1977	XS750	25-1334	25-1264	22-1004			55-108		28-1058
750	1978 - 79	XS750	25-1334	25-1264	22-1004			55-109		28-1058
750	1995	XTZ SUPER TENERE 750 (Euro)	25-1451	25-1238	22-1004					
750	1981 - 83	XV750 Virago	25-1316	25-1242	22-1015		56-121	55-110	57-110	

APPLICATION

BEARING & SEAL KITS

SUSPENSION - SEALS & BUSHING KITS

SUSPENSION - BEARING KITS

Eng	Year	Model No	BEARING & SEAL KITS			SUSPENSION - SEALS & BUSHING KITS				SUSPENSION - BEARING KITS
			Front Wheel Bearing Kit	Rear Wheel Bearing Kit	Steering Bearing Kit	Fork Bushing Kit	Fork Seal & Dust Seal Kit	Fork Oil Seal Kit	Fork Dust Seal Kit	Swing Arm Bearing Kit
YAMAHA CONTINUED										
750	1988 - 97	XV750 Virago	25-1311	25-1242	22-1004			55-137		28-1058
750	1994	YZF750	25-1450	25-1493	22-1004		56-129	55-117	57-107	
750	1996 - 98	YZF750	25-1450	25-1493	22-1004		56-129	55-117	57-107	
800	2012	FZ800		25-1547	22-1055		56-137	55-123	57-102	
850	1992 - 93	TDM850	25-1334	25-1238	22-1004					
850	1994 - 01	TDM850 (Euro)	25-1334	25-1238	22-1004					
850	1996 - 97	TRX850 (Euro)	25-1472		22-1004					
850	1980 - 81	XS850	25-1334		22-1004		56-119	55-109	57-110	28-1058
850	1980	XS850 SG	25-1334		22-1004			55-108		28-1058
900	2002 - 06	TDM900 (Euro)	25-1403	25-1493	22-1003					
900	1983	XJ900 Seca	25-1316		22-1004					28-1058
900	1995 - 96	XJS900 DIVERSION (Euro)	25-1222		22-1004					
900	1998 - 01	XJS900 DIVERSION (Euro)	25-1222		22-1004					
920	1982 - 83	XV920 Virago	25-1316	25-1242	22-1015		56-121	55-110	57-110	
920	1981	XV920 Virago RH	25-1316		22-1015					
920	1982	XV920 Virago RJ	25-1316		22-1015					
950	2011	XVS95 V STAR	25-1448		22-1004		56-129	55-117	57-107	
950	2012	XVS95 V STAR	25-1448		22-1004		56-129	55-117	57-107	
1000	2004	FZ1S FZ1	25-1403	25-1473	22-1004		56-135	55-122	57-102	
1000	2005	FZ1T FZ1	25-1403	25-1473	22-1004		56-135	55-122	57-102	
1000	2006 - 10	FZ1T FZ1	25-1403		22-1055		56-137	55-123	57-102	
1000	1987 - 88	FZR1000	25-1316	25-1344	22-1004			55-117		
1000	1989 - 90	FZR1000	25-1222	25-1360	22-1004		56-135	55-122	57-102	
1000	1991 - 93	FZR1000	25-1222	25-1359	22-1004			55-117		
1000	1994 - 95	FZR1000	25-1450	25-1359	22-1004		56-135	55-122	57-102	
1000	2001 - 03	FZS1000 FZ1	25-1403	25-1473	22-1004		56-135	55-122	57-102	
1000	1993 - 94	GTS1000		25-1359						
1000	1984 - 85	XV1000 Virago	25-1311	25-1242	22-1004			55-137		28-1058
1000	1997	YZF1000	25-1450	25-1493	22-1004					
1000	1998 - 99	YZF-R1	25-1403	25-1475	22-1003		56-129	55-117	57-107	
1000	2000 - 01	YZF-R1	25-1403	25-1473	22-1003		56-129	55-117	57-107	
1000	2002 - 06	YZF-R1	25-1403	25-1474	22-1003		56-137	55-123	57-102	
1000	2007 - 08	YZF-R1	25-1403	25-1474	22-1055		56-137	55-123	57-102	
1000	2009 - 12	YZF-R1	25-1403	25-1474	22-1055		56-135	55-122	57-102	
1000	2006	YZF-R1 50th	25-1403	25-1474	22-1003		56-137	55-123	57-102	
1000	2006	YZF-R1 Limited edition	25-1403	25-1547	22-1003		56-135	55-122	57-102	
1100	1984	FJ1100	25-1316	25-1360	22-1004		56-129	55-117		
1100	1985	FJ1100	25-1316	25-1360	22-1004		56-129	55-117	57-107	
1100	1982	XJ1100	25-1334		22-1004			55-112		28-1058
1100	1978 - 81	XS1100	25-1334		22-1004					28-1058
1100	1986 - 99	XV1100 Virago	25-1311	25-1242	22-1004			55-137		28-1058
1100	1999 - 01	XVS1100 V-Star	25-1448	25-1422	22-1004		56-129	55-117	57-107	
1100	2002 - 09	XVS1100 V-Star	25-1448	25-1494	22-1004		56-129	55-117	57-107	
1200	1986 - 90	FJ1200	25-1316	25-1360	22-1004		56-125	55-117		
1200	1991 - 93	FJ1200	25-1316	25-1359	22-1004		56-125	55-117		
1200	1985 - 92	VMX12 V-Max	25-1334		22-1004			55-139		28-1058
1200	1993 - 98	VMX12 V-Max	25-1334		22-1004		56-135	55-122	57-102	28-1058
1200	1999 - 07	VMX12 V-Max	25-1334		22-1004		56-137	55-123	57-102	28-1058
1200	1995 - 97	XJR1200 (Euro)	25-1222	25-1359	22-1004					
1200	2012	XTZ12 Super Tenere	25-1403		22-1001	38-6039	56-135	55-122	57-102	
1200	1983 - 85	XVZ12 Venture	25-1334		22-1004			55-139		
1300	2003 - 10	FJR1300	25-1403		22-1003			55-140		
1300	1999 - 01	XJR SP 1300 (Euro)	25-1450	25-1359	22-1004					
1300	2002 - 03	XJR1300 (Euro)	25-1450	25-1493	22-1004					
1300	2004 - 06	XJR1300 (Euro)	25-1450		22-1004					

APPLICATION			BEARING & SEAL KITS			SUSPENSION - SEALS & BUSHING KITS				SUSPENSION - BEARING KITS
Eng	Year	Model No	 Front Wheel Bearing Kit	 Rear Wheel Bearing Kit	 Steering Bearing Kit	 Fork Bushing Kit	 Fork Seal & Dust Seal Kit	 Fork Oil Seal Kit	 Fork Dust Seal Kit	 Swing Arm Bearing Kit
YAMAHA CONTINUED										
1300	2011 - 12	XVS1300 STRYKER	25-1403		22-1004					
1300	2008 - 12	XVS1300 V STAR	25-1448		22-1004		56-129	55-117	57-107	
1300	1996 - 12	XVZ13 Royal Star	25-1403		22-1004		56-133	55-120	57-108	
1300	1986 - 93	XVZ13 VENTURE ROYALE	25-1334		22-1004			55-139		
1600	1999 - 03	XV1600 Road Star	25-1403		22-1004		56-133	55-120	57-108	
1700	2009 - 12	VMX17 V MAX			22-1023					
1700	2008 - 12	XV1700 Road Star Silverado	25-1403		22-1004		56-133	55-120	57-108	
1700	2002 - 10	XV1700 Road Star Warrior	25-1403		22-1050		56-129	55-117	57-107	
1900	2006 - 12	XV19	25-1403							

Jason Thomas
FAR Husqvarna



Paul Whibley
AMPRO Yamaha

ALL BALLS PROUDLY SUPPORTS:

- | | |
|------------------------------|---------------------|
| Team Motoconcepts | FAR Husqvarna |
| Leading Edge Kawasaki Canada | Dustin Nelson |
| Red Bull KTM Canada | Elizabeth Bash |
| RF Motorsports | Reed & Reese Racing |
| Team Sakai | Weirbach Racing |
| AMPRO Yamaha | RLT Racing |
| Zap racing | Brazil Racing |
| Motopoint | |



PO BOX 437
822 N. Reading Ave.
New Berlinville, PA 19545 | U.S.A.

888-228-3323
WWW.GOALLBALLS.COM



Elizabeth Bash
XGames Bronze Medalist
2011 Worcs 2nd Overall